

## FYL-25A3NUYC1B

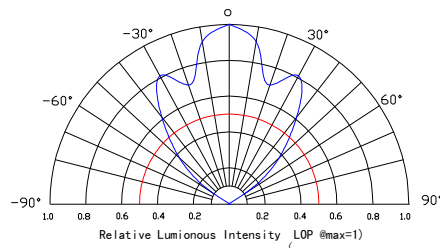
### Features:

- High intensity
- General purpose leads
- RoHs complant.

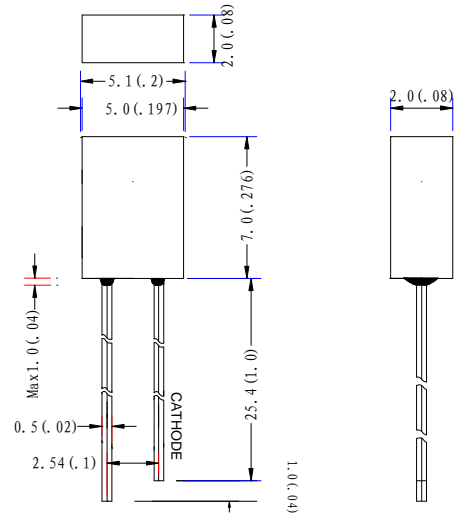
### Descriptions:

- Dice material: AlGaInP
- Emitting Color: super bright yellow
- Device Outline:  $\Phi 2 \times 5$ mm Square Type.
- Lens Type: Water clear

### Radiation pattern.



### Package configuration



- ◆ All dimensions are millimeters (inches)
- ◆ Tolerance is  $\pm 0.25$ mm(.010") unless otherwise noted.

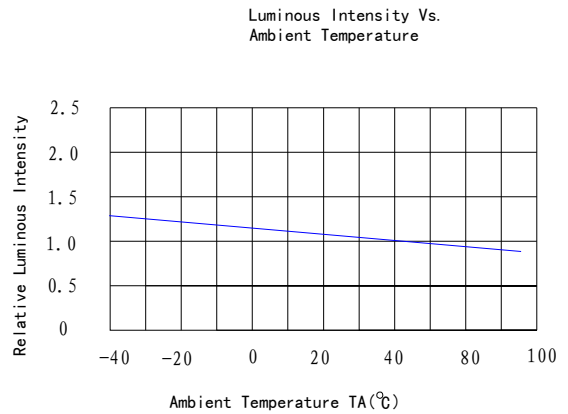
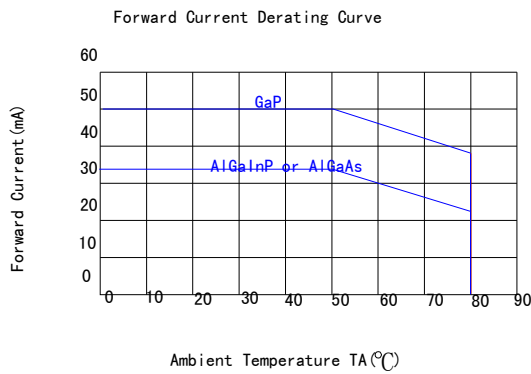
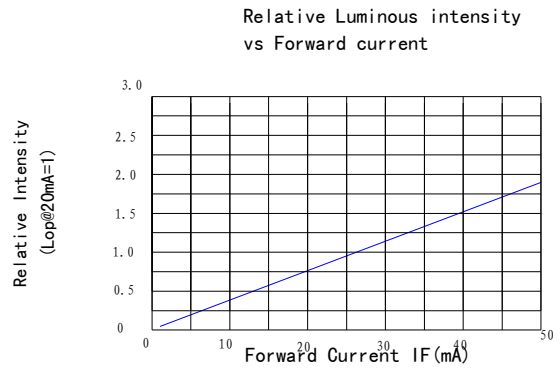
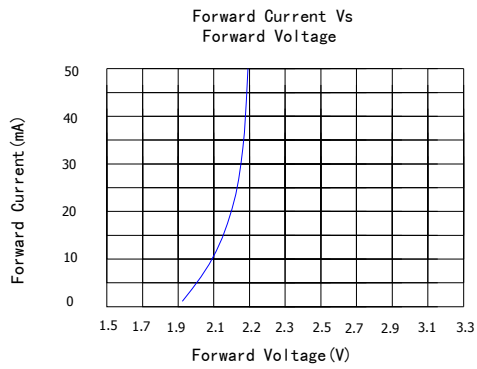
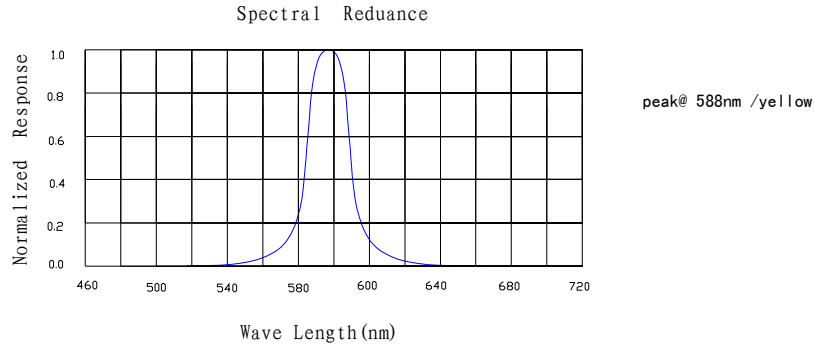
### Absolute maximum ratings( $T_a=25^\circ\text{C}$ )

Parameter	MAX.	Unit
Power Dissipation	50	mW
Peak Forward Current (1/10 Duty Cycle, 0.1ms Pulse Width)	100	mA
Continuous Forward Current	20	mA
Derating Linear From $50^\circ\text{C}$	0.4	mA/ $^\circ\text{C}$
Reverse Voltage	5	V
Operating Temperature Range	-30 $^\circ\text{C}$ to +80 $^\circ\text{C}$	
Storage Temperature Range	-40 $^\circ\text{C}$ to +100 $^\circ\text{C}$	
Lead Soldering Temperature[4mm(.157") From Body]	260 $^\circ\text{C}$ for 5 Seconds	

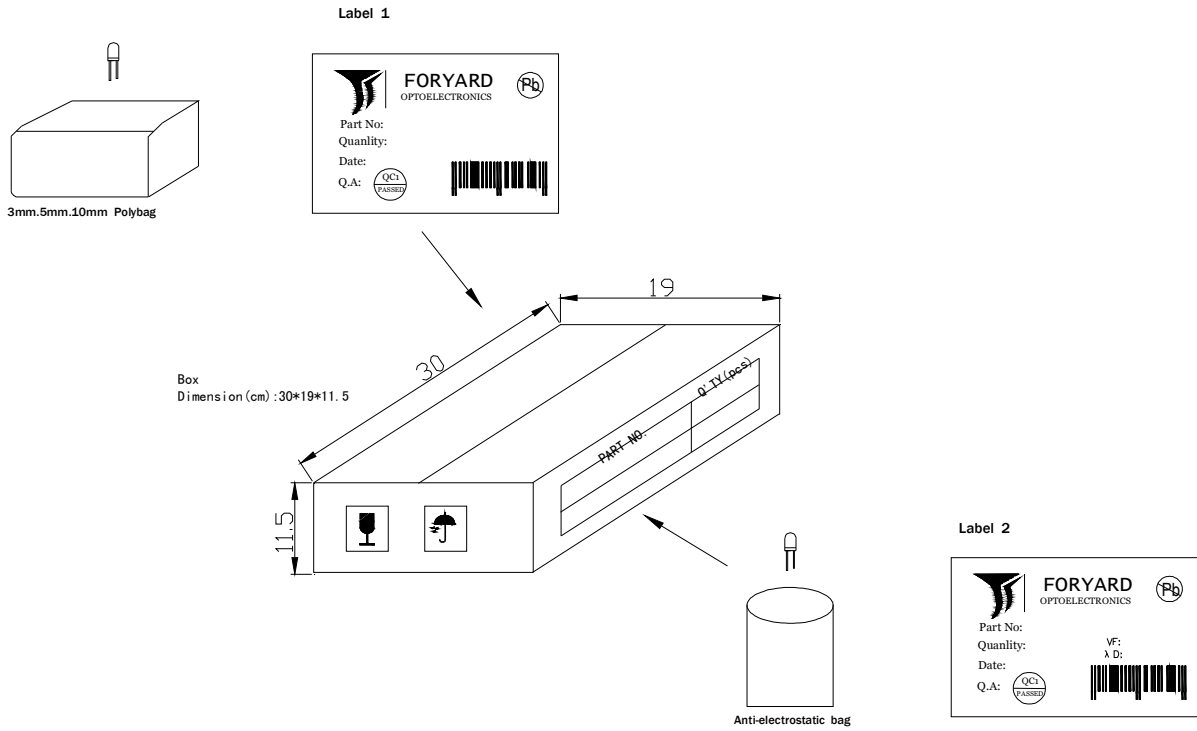
### Electrical and optical characteristics( $T_a=25^\circ\text{C}$ )

Parameter	Symbol	Min.	Typ.	Max.	Unit	Test Condition
Luminous Intensity	$I_v$	-	960	-	mcd	$I_F=20\text{mA}$
Viewing Angle	$2\theta_{1/2}$	85	95	105	Deg	
Peak Emission	$\lambda_p$	583	588	593	nm	
Dominant Wavelength	$\lambda_d$	585	590	595	nm	
Spectral Line Half-Width	$\Delta\lambda$	10	15	20	nm	
Forward Voltage	$V_F$	1.7	1.9	2.1	V	$V_R=5\text{V}$
Reverse Current	$I_R$			50	$\mu\text{A}$	


## Typical Electrical Characteristics Curves (25 °c Ambient Temperature Unless Otherwise Noted)



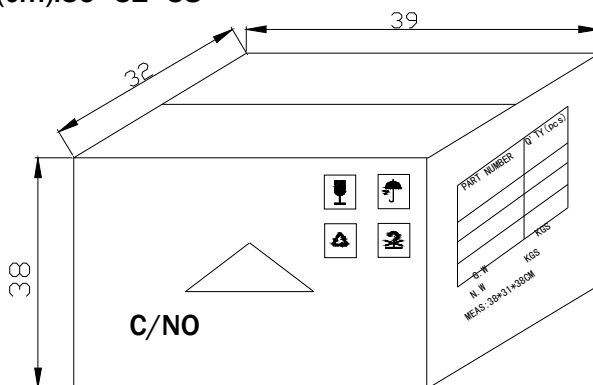
## LAMP PACKING.



DEVICE	QTY/polybag(pcs)	Polybag/box A	Fig
5mm(T-1 3/4)	1000	8 bags	Label 1
3mm(T-1)	1000	10 bags	Label 1
10mm(T-1)	250	8 bags	Label 1
Blue/Green/White	500pcs	8 bags	Label 2



**CARTON**  
 Dimension(cm):39\*32\*38



6 Boxes/Carton  
 5mm:48,000pcs  
 3mm:60,000pcs  
 10mm:12,000pcs  
 Blue/Pure Green/bluish Green  
 /White:24,000pcs