

# PRODUCT SPECIFICATION

**Model No.: FYL-3014UBW1Z**

Descriptions:
<ul style="list-style-type: none"> <li>■ Dice material: InGaN.</li> <li>■ Emitting Color: Super Bright Blue.</li> <li>■ Device Outline: Φ3mm round type.</li> <li>■ Lens Type: White Diffused.</li> </ul>



CUSTOMER APPROVED SIGNATURES	APPROVED BY	CHECKED BY	PREPARED BY

**NINGBO FORYARD OPTOELECTRONICS CO.,LTD.**

**Add:**No. 666 Jinghua Road, Hi-tech Park, Ningbo, Zhejiang, China

**Zip:**315103

**Tel:** 0086-574-87933652 87922206 87927870

**Fax:** 0086-574-87927917

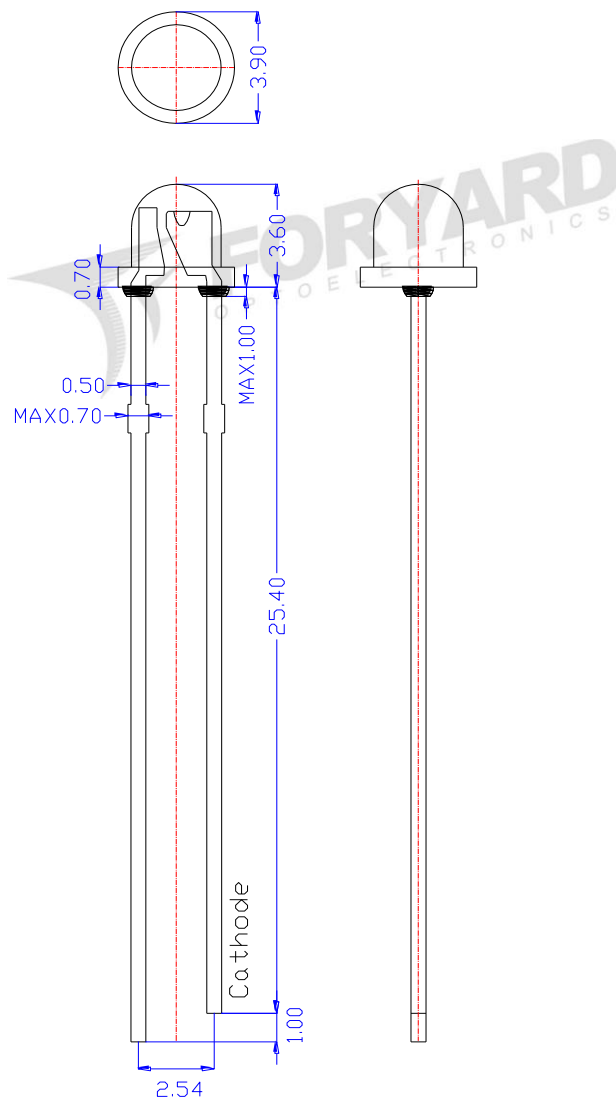
**E-mail:**Sales@foryard.com (General)

**Model No.: FYL-3014UBW1Z**

**■ Features**

- 1.Low power consumption.
- 2.High efficiency.
- 3.General purpose leads.
- 4.High intensity.
- 5.RoHs compliant.

**■ Package configuration**



**Notes:**

1. All dimensions are millimeters (inches)
2. Tolerance is  $\pm 0.25\text{mm} (.010\text{'})$  unless otherwise noted.
3. The specifications, characteristics and technical data described in the datasheet are subject to change without prior notice.
- 4.The drawing is different from the actual one, please refer to the sample.

Model No.: FYL-3014UBW1Z

### ■ Absolute Maximum Ratings(Ta=25°C)

Parameter	MAX.	Unit
Power Dissipation	100	mW
Peak Forward Current (1/10 Duty Cycle, 0.1ms Pulse Width)	100	mA
Continuous Forward Current	30	mA
Derating Linear From 50°C	0.4	mA/°C
Reverse Voltage	5	V
Operating Temperature Range	-40°C to +85°C	
Storage Temperature Range	-40°C to +100°C	
Lead Soldering Temperature[4mm(.157") From Body]	260°C for 5 Seconds	

### ■ Typical Electrical & Optical Characteristics(Ta=25°C)

Parameter	Symbol	Min.	Typ.	Max.	Unit	Test Condition
Luminous Intensity	$I_V$	350	700	1380	mcd	IF=20mA
Viewing Angle	$2\theta_{1/2}$	---	50	---	Deg	
Peak Emission Wavelength	$\lambda_p$	---	470	--	nm	
Dominant Wavelength	$\lambda_d$	461	467	473	nm	
Spectral Line Half-Width	$\Delta\lambda$	---	30	--	nm	
Forward Voltage	$V_F$	2.6	3	3.4	V	VR=5V
Reverse Current	$I_R$	---	---	10	$\mu$ A	

Note:

- 1.Luminous Intensity is based on the Foryard standards.
- 2.Pay attention about static for InGaN

#### ■ Luminous Intensity Guide (Unit: mcd) @IF=20mA

Code	N13	N14	N15	N16
Luminous Intensity(mcd)	350~500	500~700	700~1000	1000~1380

Tolerance of measurement of luminous intensity is  $\pm 15\%$

#### ■ Dominate Wavelength Guide (Unit: nm) @IF=20mA

Code	B3	B4	B5	B6
Dominate Wavelength(nm)	461~464	464~467	467~470	470~473

Tolerance for each Dominate Wavelength bin is  $\pm 1$ nm

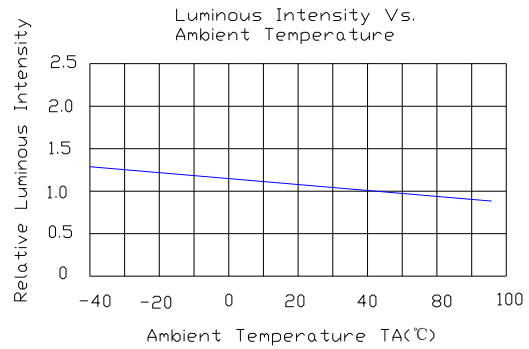
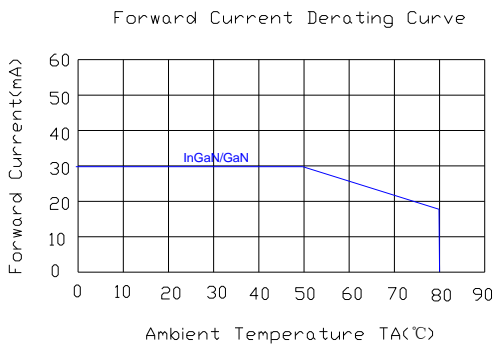
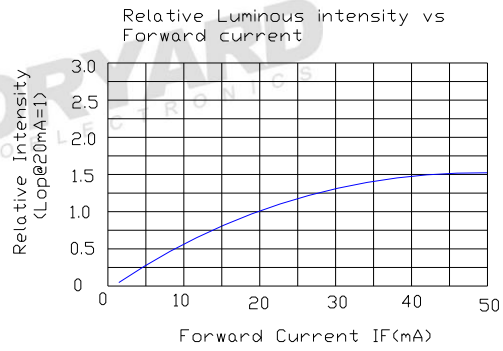
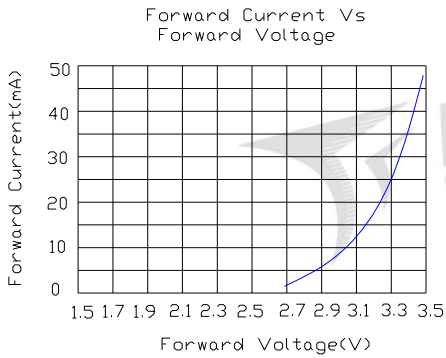
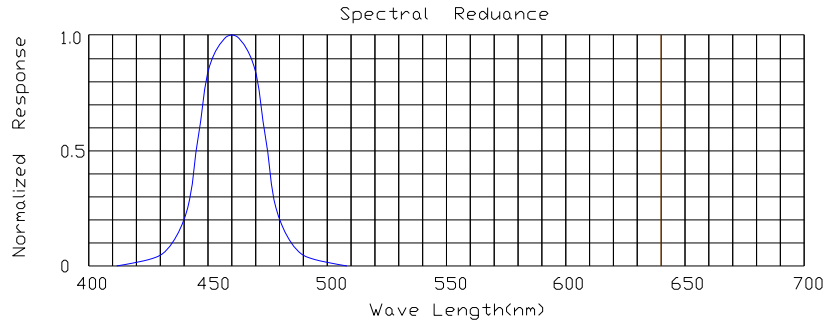
#### ■ Forward Voltage Guide (Unit: V) @IF=20mA

Code	V6	V7	V8	V9
Forward Voltage(V)	2.6~2.8	2.8~3.0	3.0~3.2	3.2~3.4

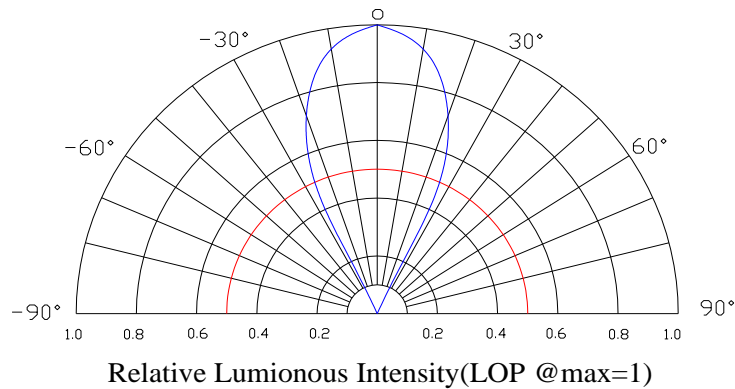
Tolerance of measurement of forward voltage is  $\pm 0.1$ V

**Model No.: FYL-3014UBW1Z**

**Typical Electrical/Optical Characteristics Curves(Ta=25°C Unless Otherwise Noted)**




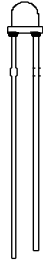
**Radiation pattern**



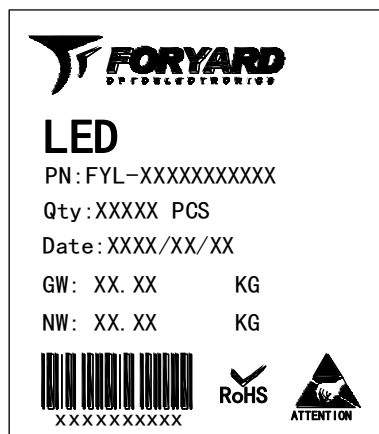
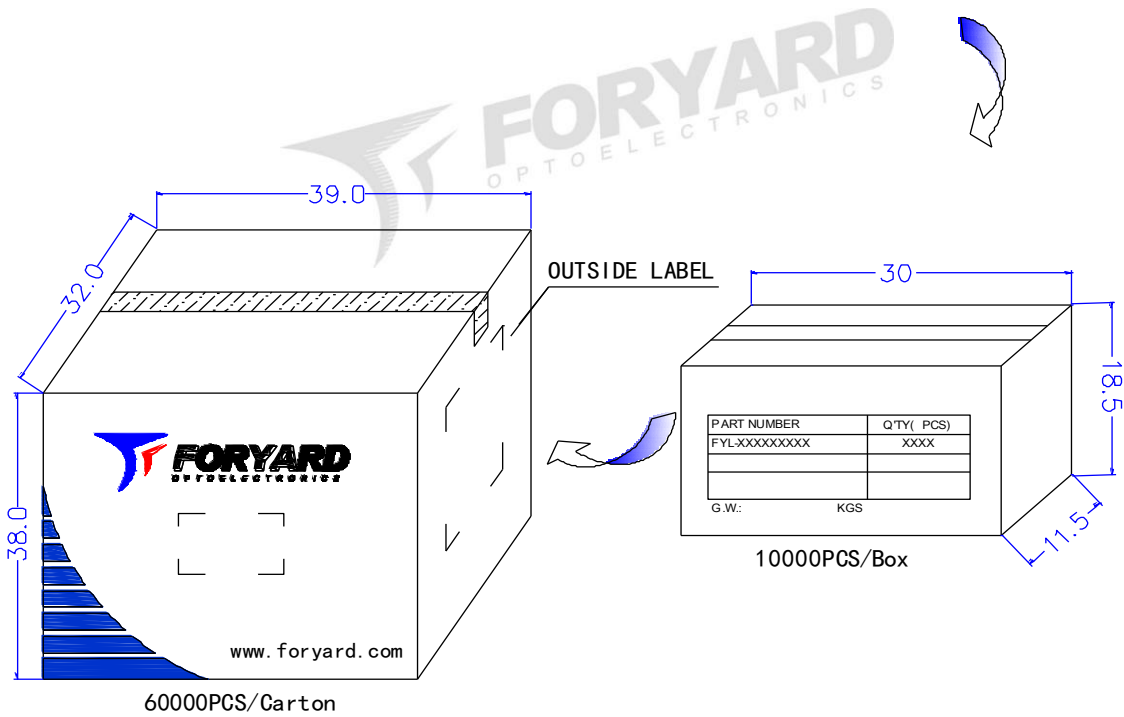
Model No.	FYL-3014UBW1Z
Date / Rev.	2020.04.15 / A

Model No.: FYL-3014UBW1Z

■ LAMP PACKING.



3mm 1000PCS/Polybag



OUTSIDE LABEL

Note: The specifications are subject to change without notice. Please contact us for updated information.