

# PRODUCT SPECIFICATION

**Model No.: FYL-3044PGC1P**

Descriptions:
<ul style="list-style-type: none"> <li>■ Dice material: InGaN.</li> <li>■ Emitting Color: Super Bright Pure Green.</li> <li>■ Device Outline: Φ3mm cylinder type.</li> <li>■ Lens Type: Water clear.</li> </ul>



CUSTOMER APPROVED SIGNATURES	APPROVED BY	CHECKED BY	PREPARED BY

**NINGBO FORYARD OPTOELECTRONICS CO.,LTD.**

**Add:**No. 666 Jinghua Road, Hi-tech Park, Ningbo, Zhejiang, China

**Zip:**315103

**Tel:** 0086-574-87933652 87922206 87927870

**Fax:** 0086-574-87927917

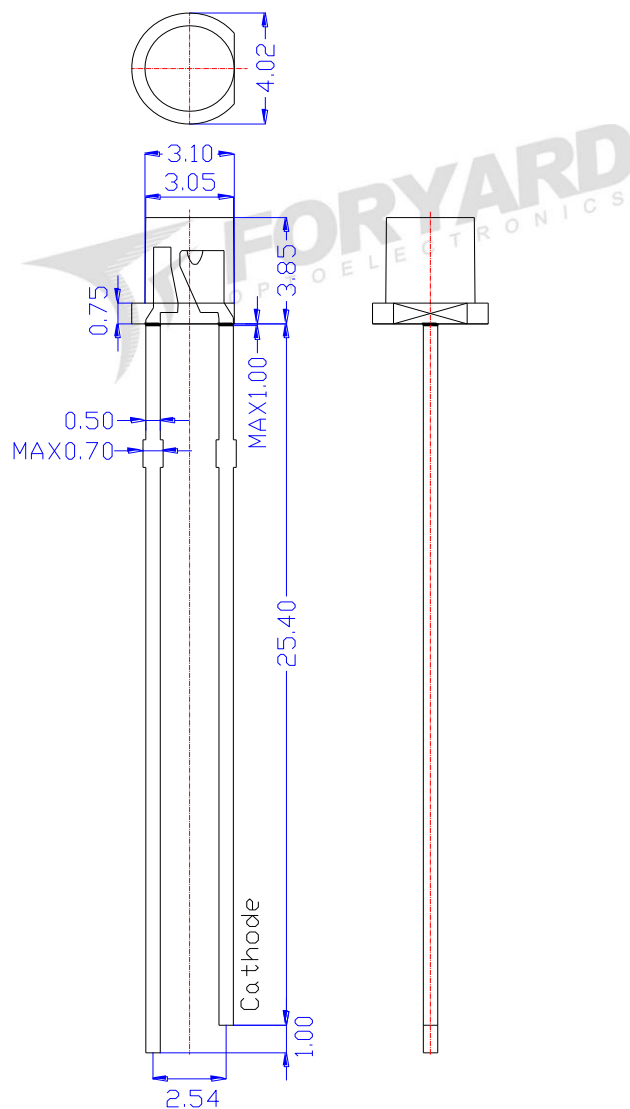
**E-mail:**Sales@foryard.com (General)

**Model No.: FYL-3044PGC1P**

**■ Features**

- 1.Low power consumption.
- 2.High efficiency.
- 3.General purpose leads.
- 4.High intensity.
- 5.RoHs compliant.

**■ Package configuration**



**Notes:**

1. All dimensions are millimeters (inches)
2. Tolerance is  $\pm 0.25\text{mm}$  (.010") unless otherwise noted.
3. The specifications, characteristics and technical data described in the datasheet are subject to change without prior notice.
4. The drawing is different from the actual one, please refer to the sample.

Model No.: FYL-3044PGC1P

### ■ Absolute Maximum Ratings(Ta=25°C)

Parameter	MAX.	Unit
Power Dissipation	100	mW
Peak Forward Current (1/10 Duty Cycle, 0.1ms Pulse Width)	100	mA
Continuous Forward Current	30	mA
Derating Linear From 50°C	0.4	mA/°C
Reverse Voltage	5	V
Operating Temperature Range	-40°C to +85°C	
Storage Temperature Range	-40°C to +100°C	
Lead Soldering Temperature[4mm(.157") From Body]	260°C for 5 Seconds	

### ■ Typical Electrical & Optical Characteristics(Ta=25°C)

Parameter	Symbol	Min.	Typ.	Max.	Unit	Test Condition
Luminous Intensity	$I_V$	1380	2300	3800	mcd	IF=20mA
Viewing Angle	$2\theta_{1/2}$	---	100	---	Deg	
Peak Emission Wavelength	$\lambda_p$	---	520	--	nm	
Dominant Wavelength	$\lambda_d$	516	520	524	nm	
Spectral Line Half-Width	$\Delta\lambda$	---	36	--	nm	
Forward Voltage	$V_F$	2.6	3	3.4	V	VR=5V
Reverse Current	$I_R$	---	---	10	$\mu A$	

Note:

- 1.Luminous Intensity is based on the Foryard standards.
- 2.Pay attention about static for InGaN

#### ■ Luminous Intensity Guide (Unit: mcd) @IF=20mA

Code	N17	N18	N19	N20
Luminous Intensity(mcd)	1380~1800	1800~2300	2300~3000	3000~3800

Tolerance of measurement of luminous intensity is  $\pm 15\%$

#### ■ Dominate Wavelength Guide (Unit: nm) @IF=20mA

Code	G11	G12	G13	G14
Dominate Wavelength(nm)	516~518	518~520	520~522	522~524

Tolerance for each Dominate Wavelength bin is  $\pm 1\text{nm}$

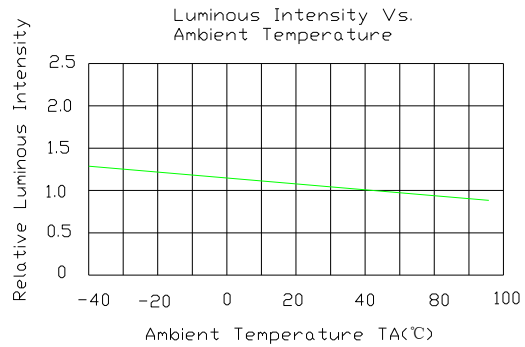
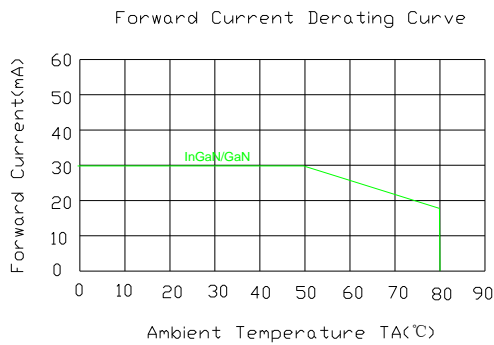
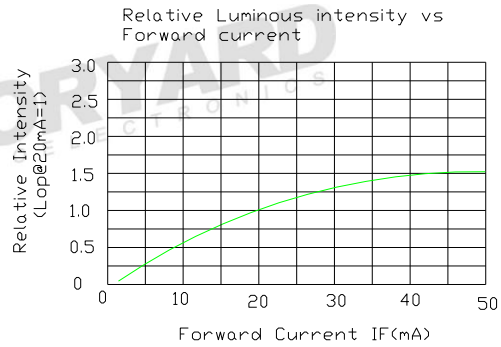
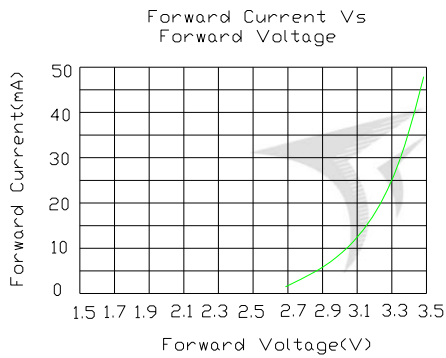
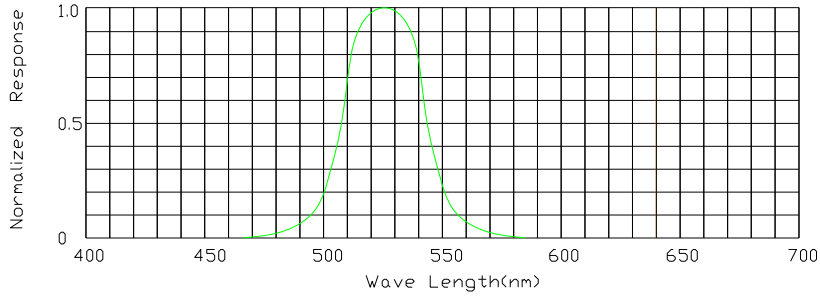
#### ■ Forward Voltage Guide (Unit: V) @IF=20mA

Code	V6	V7	V8	V9
Forward Voltage(V)	2.6~2.8	2.8~3.0	3.0~3.2	3.2~3.4

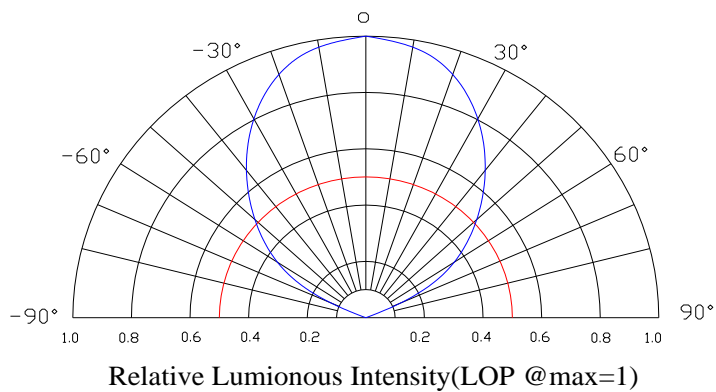
Tolerance of measurement of forward voltage is  $\pm 0.1\text{V}$

**Model No.: FYL-3044PGC1P**

**Typical Electrical/Optical Characteristics Curves(Ta=25°C Unless Otherwise Noted)**

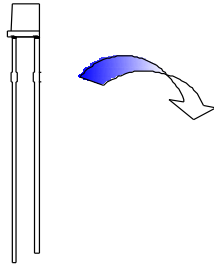


**Radiation pattern**

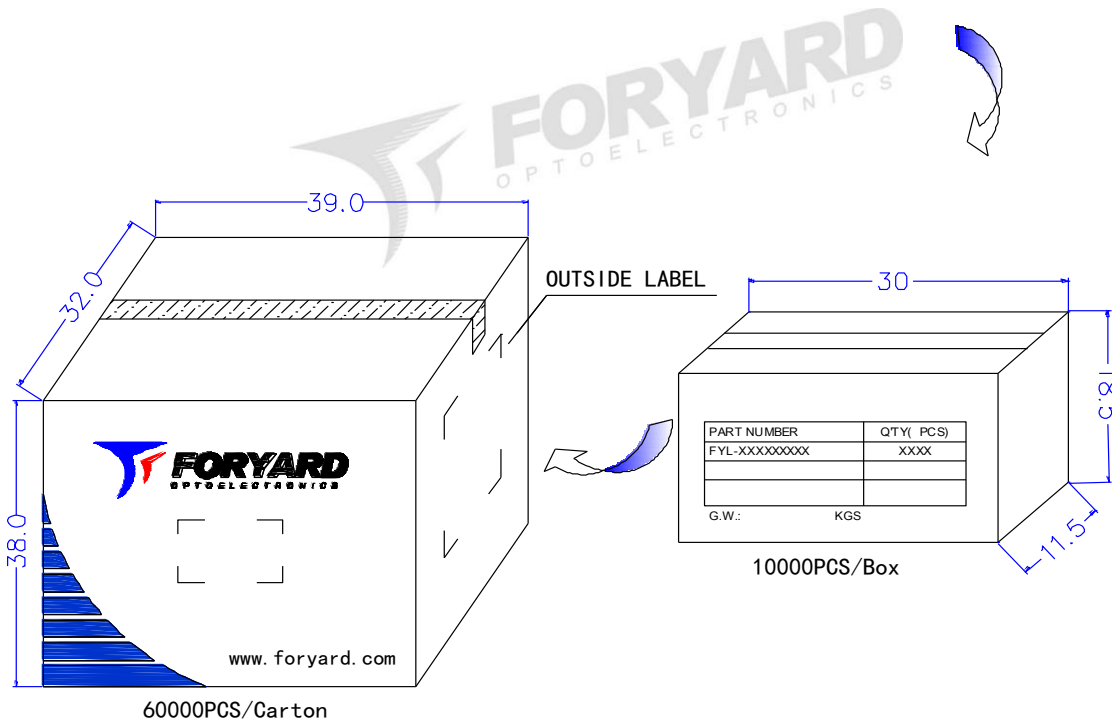



**Model No.: FYL-3044PGC1P**

**■ LAMP PACKING.**




3mm 1000PCS/Polybag







**LED**  
 PN: FYL-XXXXXXXXXX  
 Qty: XXXXX PCS  
 Date: XXXX/XX/XX  
 GW: XX.XX KG  
 NW: XX.XX KG



XXXXXXXXXX

OUTSIDE LABEL

Note: The specifications are subject to change without notice. Please contact us for updated information.