

PRODUCT SPECIFICATION

Model No.: FYL-5013VC1C

Descriptions:
<ul style="list-style-type: none"> ■ Dice material: InGaN. ■ Emitting Color: Purple. ■ Device Outline: Φ5mm round type. ■ Lens Type: Water clear.



CUSTOMER APPROVED SIGNATURES	APPROVED BY	CHECKED BY	PREPARED BY

NINGBO FORYARD OPTOELECTRONICS CO.,LTD.

Add:No. 666 Jinghua Road, Hi-tech Park, Ningbo, Zhejiang, China

Zip:315103

Tel: 0086-574-87933652 87922206 87927870

Fax: 0086-574-87927917

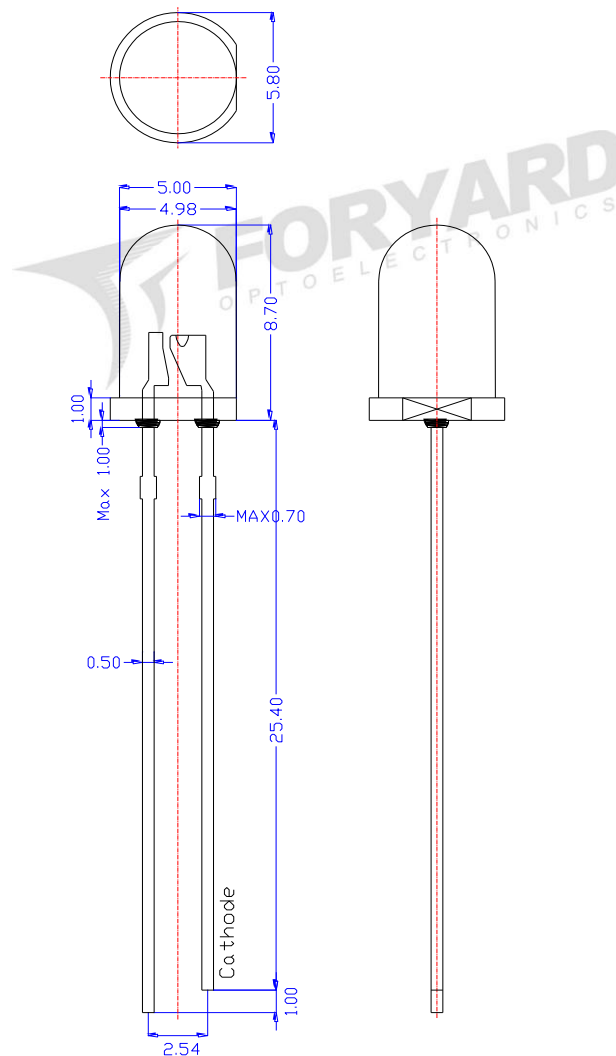
E-mail:Sales@foryard.com (General)

Model No.: FYL-5013VC1C

■ Features

- 1.Low power consumption.
- 2.High efficiency.
- 3.General purpose leads.
- 4.High intensity.
- 5.RoHs compliant.

■ Package configuration



Notes:

1. All dimensions are millimeters (inches)
2. Tolerance is $\pm 0.25\text{mm} (.010\text{'})$ unless otherwise noted.
3. The specifications, characteristics and technical data described in the datasheet are subject to change without prior notice.
- 4.The drawing is different from the actual one, please refer to the sample.

Model No.: FYL-5013VC1C

■ Absolute Maximum Ratings(Ta=25°C)

Parameter	MAX.	Unit
Power Dissipation	100	mW
Peak Forward Current (1/10 Duty Cycle, 0.1ms Pulse Width)	100	mA
Continuous Forward Current	30	mA
Derating Linear From 50°C	0.4	mA/°C
Reverse Voltage	5	V
Operating Temperature Range	-40°C to +85°C	
Storage Temperature Range	-40°C to +100°C	
Lead Soldering Temperature[4mm(.157") From Body]	260°C for 5 Seconds	

■ Typical Electrical & Optical Characteristics(Ta=25°C)

Parameter	Symbol	Min.	Typ.	Max.	Unit	Test Condition
Luminous Intensity	I_V	100	230	500	mcd	IF=20mA
Viewing Angle	$2\theta_{1/2}$	---	20	---	Deg	
Peak Emission Wavelength	λ_p	400	405	410	nm	
Dominant Wavelength	λ_d	---	450	---	nm	
Spectral Line Half-Width	$\Delta\lambda$	---	15	--	nm	
Forward Voltage	V_F	2.6	3	3.4	V	VR=5V
Reverse Current	I_R	---	---	10	μA	

Note:

- 1.Luminous Intensity is based on the Foryard standards.
- 2.Pay attention about static for InGaN

■ Luminous Intensity Guide (Unit: mcd) @IF=20mA

Code	N10	N11	N12	N13
Luminous Intensity(mcd)	100~150	150~230	230~350	350~500

Tolerance of measurement of luminous intensity is $\pm 15\%$

■ Dominate Wavelength Guide (Unit: nm) @IF=20mA

Code	V6	V7	V8	V9
Dominate Wavelength(nm)	400~403	403~406	406~409	409~412

Tolerance for each Dominate Wavelength bin is $\pm 1nm$

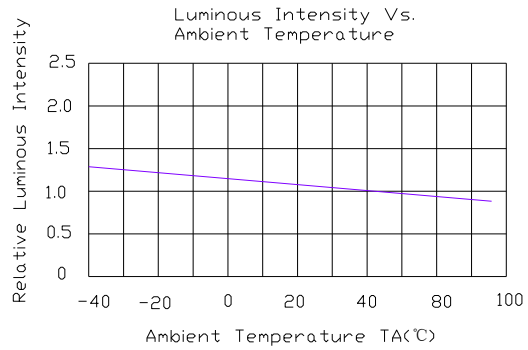
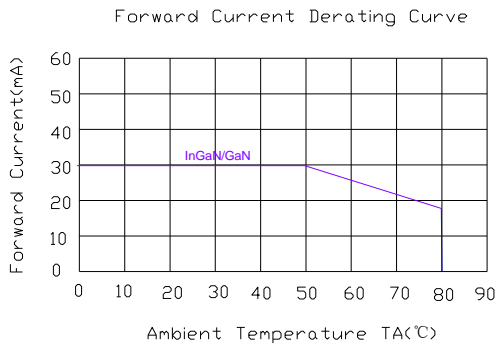
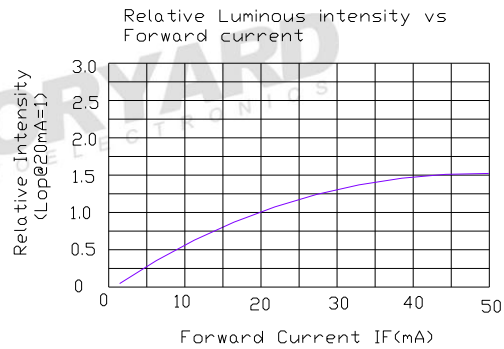
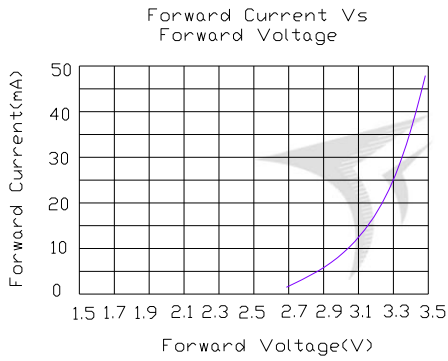
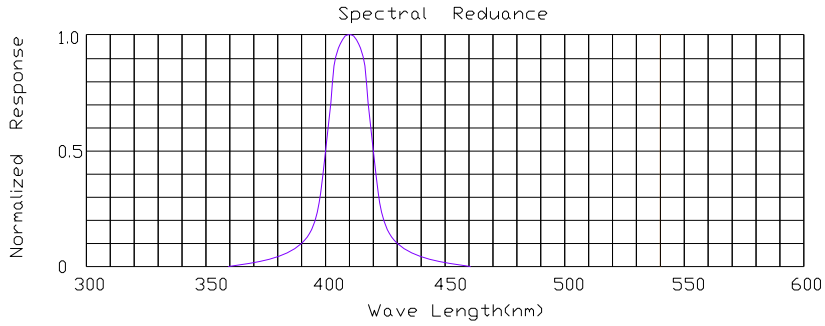
■ Forward Voltage Guide (Unit: V) @IF=20mA

Code	V6	V7	V8	V9
Forward Voltage(V)	2.6~2.8	2.8~3.0	3.0~3.2	3.2~3.4

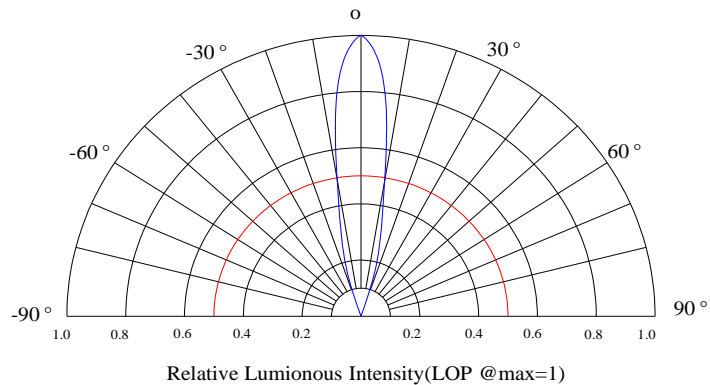
Tolerance of measurement of forward voltage is $\pm 0.1V$

Model No.: FYL-5013VC1C

Typical Eletrical/Optical Characteristics Curves(Ta=25°C Unless Otherwise Noted)



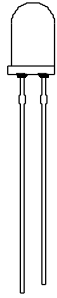
Radiation pattern



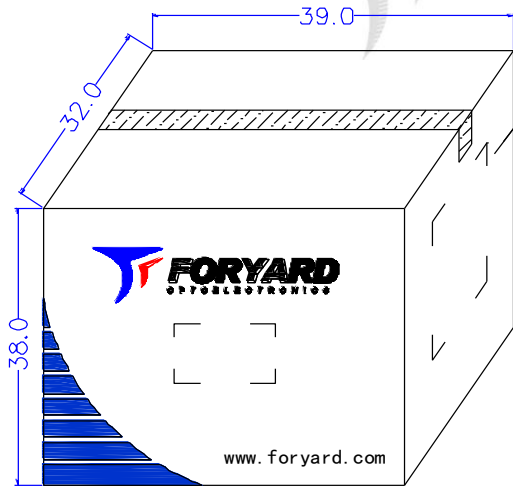
Model No.	FYL-5013VC1C
Date / Rev.	2020.04.18 / A

Model No.: FYL-5013VC1C

■ LAMP PACKING.

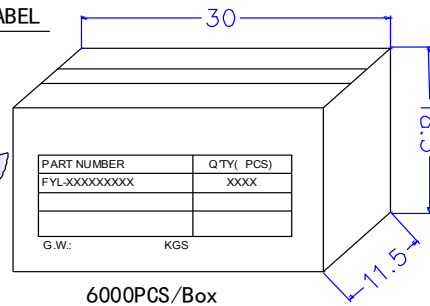


5mm 500PCS/Polybag

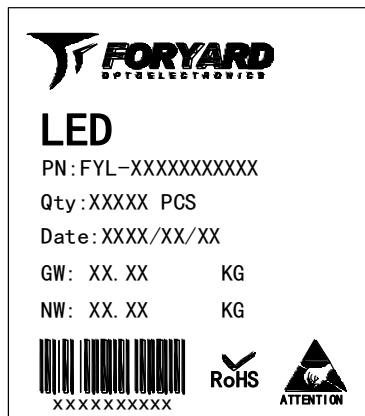


36000PCS/Carton

OUTSIDE LABEL



6000PCS/Box



OUTSIDE LABEL

Note: The specifications are subject to change without notice. Please contact us for updated information.