

FYLF- 1110UW1C

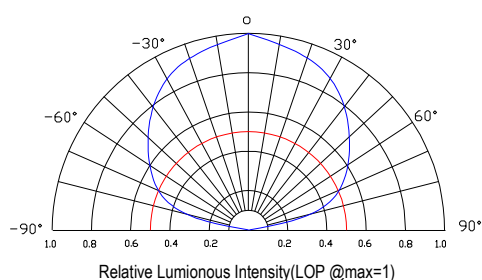
Features:

- High intensity
- General purpose leads
- RoHs complant.

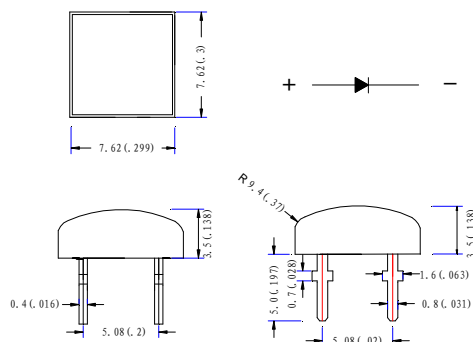
Descriptions:

- Dice material: InGaN
- Emitting Color: White
- Lens Type: Water clear

Radiation pattern.



Package configuration



- ◆ All dimensions are millimeters (inches)
- ◆ Tolerance is $\pm 0.25\text{mm}$ (.010") unless otherwise noted.

Absolute maximum ratings($T_a=25^\circ\text{C}$)

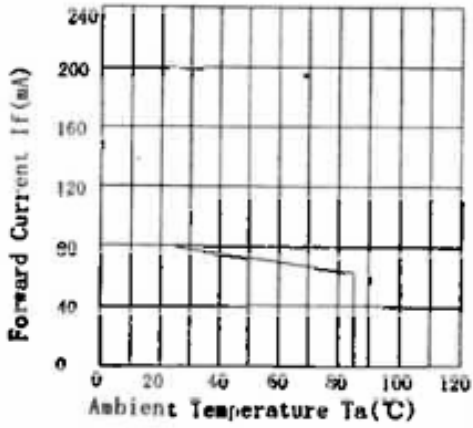
Parameter	MAX.	Unit
Power Dissipation	300	mW
Peak Forward Current (1/10 Duty Cycle, 0.1ms Pulse Width)	400	mA
Continuous Forward Current	80	mA
Derating Linear From 50°C	0.4	mA/ $^\circ\text{C}$
Reverse Voltage	5	V
Electrostatic Discharge (ESD)	1000	V
Operating Temperature Range	-20°C to $+80^\circ\text{C}$	
Storage Temperature Range	-30°C to $+100^\circ\text{C}$	
Lead Soldering Temperature [4mm (.157") From Body]	260 $^\circ\text{C}$ for 5 Seconds	

Electrical and optical characteristics($T_a=25^\circ\text{C}$)

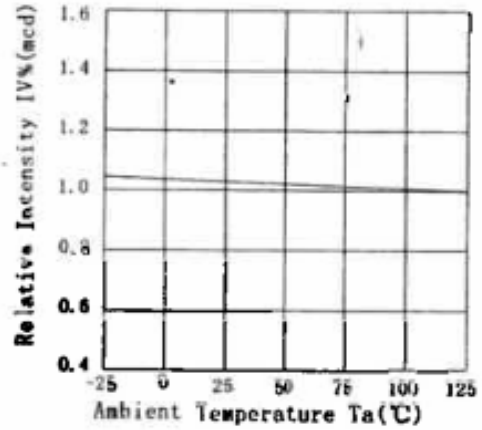
Parameter	Symbol	Min.	Typ.	Max.	Unit	Test Condition
Luminous Intensity	I_V	-	1000	-	mcd	$I_F=20\text{mA}$
Viewing Angle	$2\theta_{1/2}$	-	140	-	Deg	
Chromaticity coordinates	x		0.30			
	y		0.31			
CCT			8000		K	
Forward Voltage	V_F	2.8	3.2	3.6	V	$V_R=5\text{V}$
Reverse Current	I_R			10	μA	
Reverse Current	I_R			10	μA	

Typical Electrical Characteristics Curves
 (25 °c Ambient Temperature Unless Otherwise Noted)

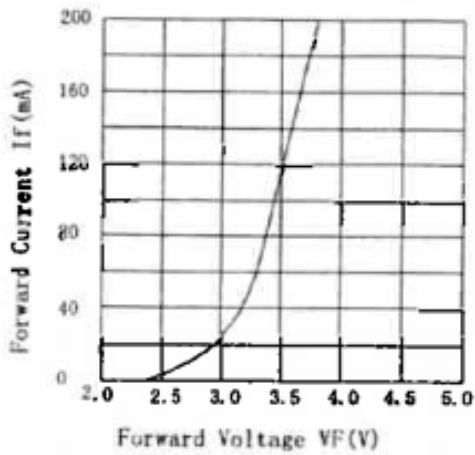
Forward Current vs. Ambient Temperature



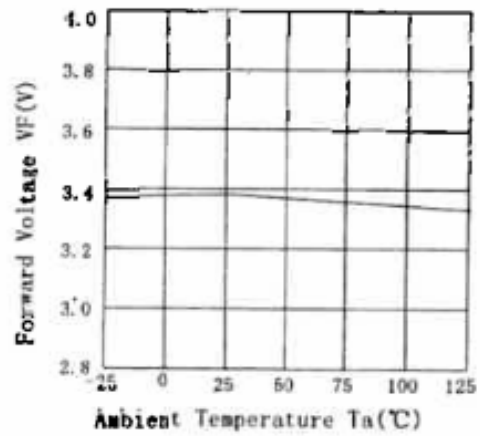
Relative Intensity vs. Ambient Temperature



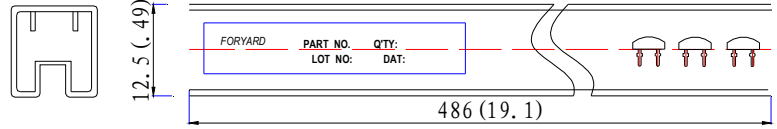
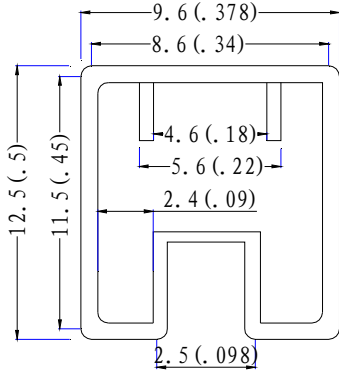
Forward Current vs. Forward Voltage




Forward Voltage vs. Ambient Temperature



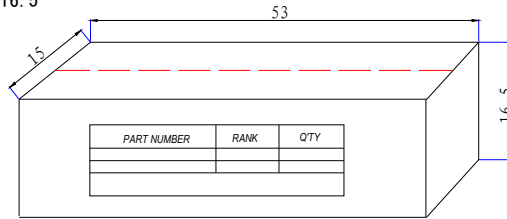
Flux LEDs PACKING.




Adhesive Pipe
Dimension:mm(inches)
Each Adhesive Pipe 60 pcs



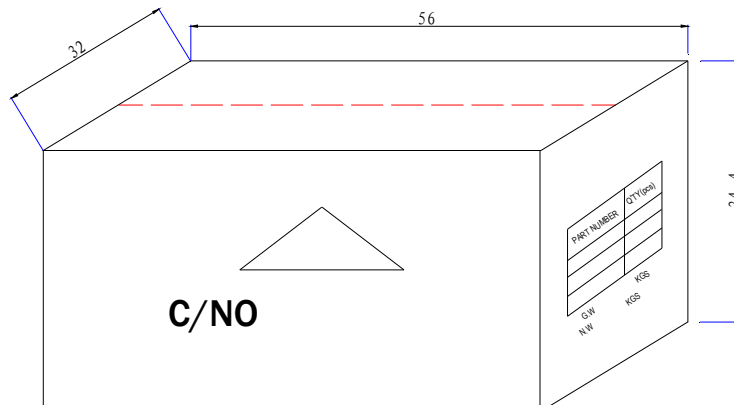
Box
Dimension (cm) : 53*15*16.5



Each box/carton 10,000pcs



CARTON
Dimension(cm):56*32*34.4



4 Boxes/Carton
Total :40,000pcs