


# PRODUCT SPECIFICATION

**Model No.: FYLF-1140UW1C85**

Descriptions:	
<ul style="list-style-type: none"> <li>■ Flux LED Type.</li> <li>■ Size (mm):7.62*7.62*2.50.</li> <li>■ Emitting Color: Super Bright Cool White.</li> <li>■ Lens Type: Water clear.</li> <li>■ Pb-free Reflow soldering application.</li> <li>■ RoHS Compliant.</li> </ul>	

Applications:
<ul style="list-style-type: none"> <li>■ Indicators.</li> <li>■ Automotive application.</li> <li>■ Decorative lighting.</li> <li>■ Illuminations</li> </ul>



CUSTOMER APPROVED SIGNATURES	APPROVED BY	CHECKED BY	PREPARED BY

**NINGBO FORYARD OPTOELECTRONICS CO.,LTD.**

**Add:**No. 666 Jinghua Road, Hi-tech Park, Ningbo, Zhejiang, China

**Zip:**315103

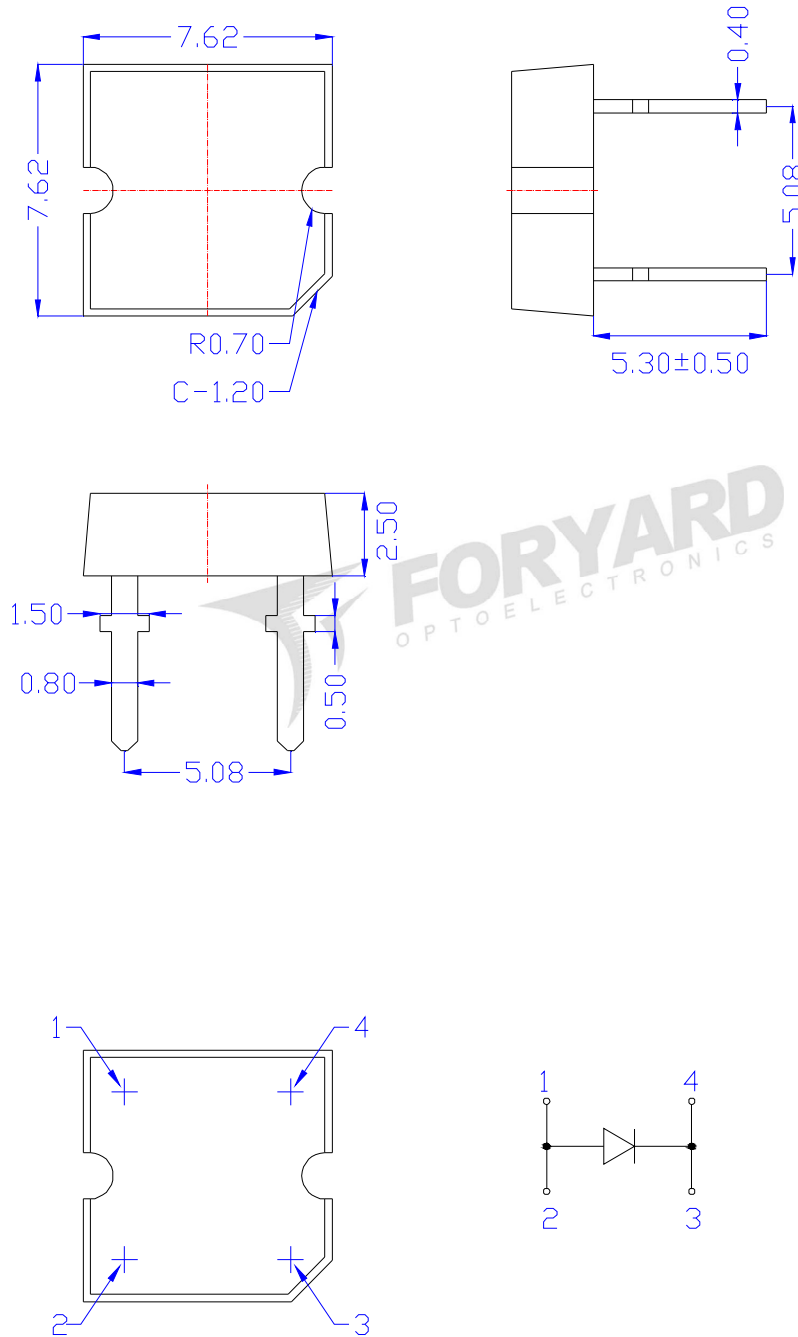
**Tel:** 0086-574-87933652 87922206 87927870

**Fax:** 0086-574-87927917

**E-mail:**Sales@foryard.com (General)

**Model No.: FYLF-1140UW1C85**

**Mechanical Dimensions**



**Notes:**

1. All dimensions are millimeters (inches)
2. Tolerance is  $\pm 0.25\text{mm}$  (.010") unless otherwise noted.
3. The specifications, characteristics and technical data described in the datasheet are subject to change without prior notice.
4. The drawing is different from the actual one, please refer to the sample.

**Model No.: FYLF-1140UW1C85**

**■ Absolute Maximum Ratings(Ta=25°C)**

Parameter	Symbol	MAX.	Unit
Forward Current(DC)	IF	30	mA
Peak Forward Current *	IFP	100	mA
Power Dissipation	PD	110	mW
Reverse Voltage	VR	5	V
Operating Temperature Range	Topr	-30°C to +85°C	
Storage Temperature Range	Tstg	-30°C to +100°C	
Soldering Temperature	Tsol	Reflow Soldering:260°C/2sec	

\*Pulse width  $\leq$  1msec duty  $\leq$  1/10

**■ Typical Electrical & Optical Characteristics(Ta=25°C)**

Parameter	Symbol	Min.	Typ.	Max.	Unit	Test Condition
Luminous Intensity	$I_V$	580	900	1590	mcd	IF=20mA
Viewing Angle	$2\theta_{1/2}$	---	110	---	Deg	
Chromatic Coordinates	X	---	0.29	--	--	
	Y	--	0.3	--	--	
Color Temperature	CCT	--	8500	--	k	
Color Rendering Index	Ra	70	---	--	--	
Forward Voltage	$V_F$	2.60	3.00	3.40	V	VR=5V
Reverse Current	$I_R$	---	---	10	$\mu$ A	

**■ Material**

Item	Reflector	Wire	Encapsulate	Chip
Material	Iron	Gold	Epoxy	InGaN

Note:

- 1.Luminous Intensity is based on the Foryard standards.
- 2.Pay attention about static for InGaN

**■ Luminous Intensity Guide (Unit: mcd) @IF=20mA**

Code	L15	L16	L17
Luminous Intensity(mcd)	580~810	810~1135	1135~1590

Tolerance of measurement of luminous intensity is  $\pm$ 15%

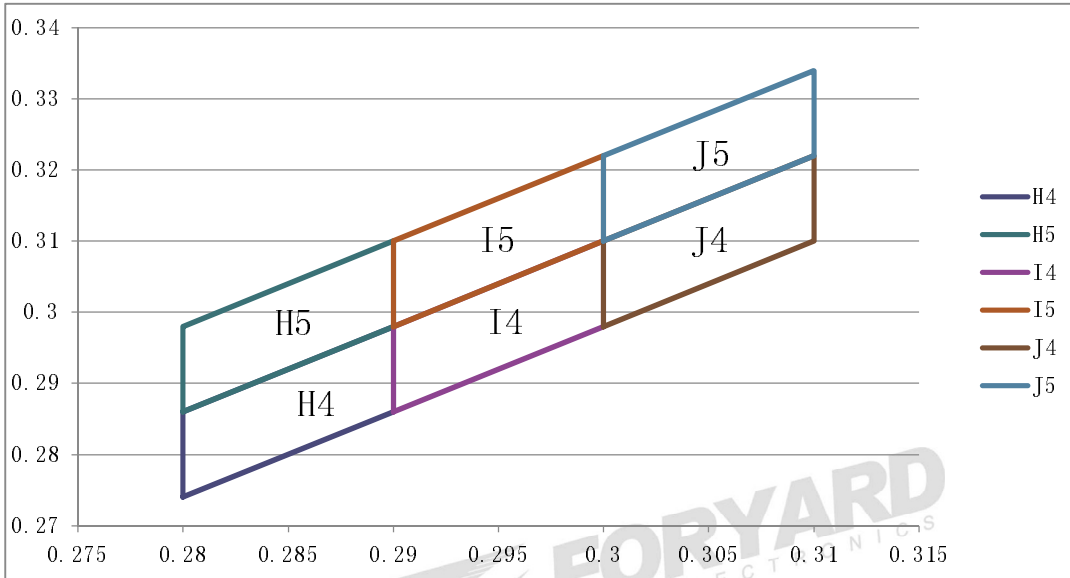
**■ Forward Voltage Guide (Unit: V) @IF=20mA**

Code	V7	V8	V9	V10
Forward Voltage(V)	2.6~2.8	2.8~3.0	3.0~3.2	3.2~3.4

Tolerance of measurement of forward voltage is  $\pm$ 0.1V

**Model No.: FYLF-1140UW1C85**

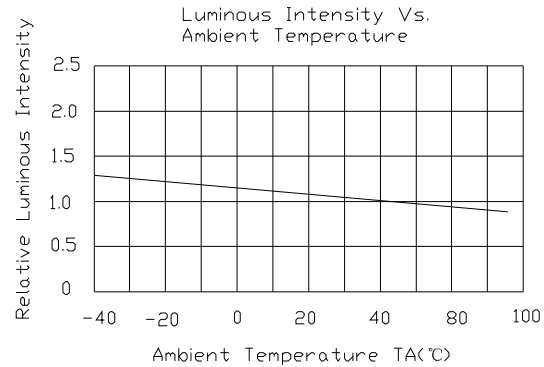
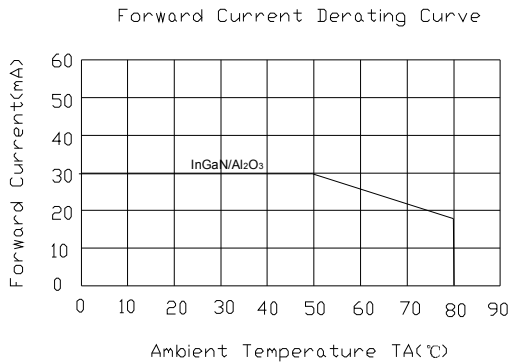
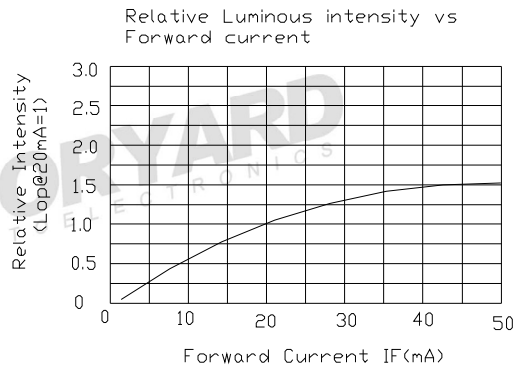
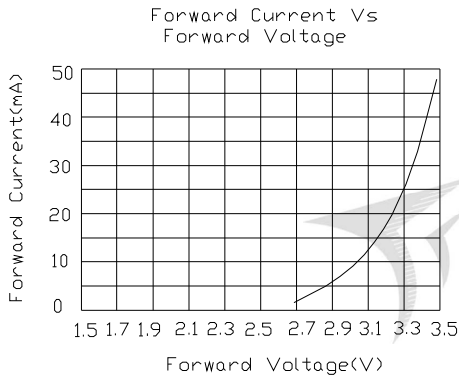
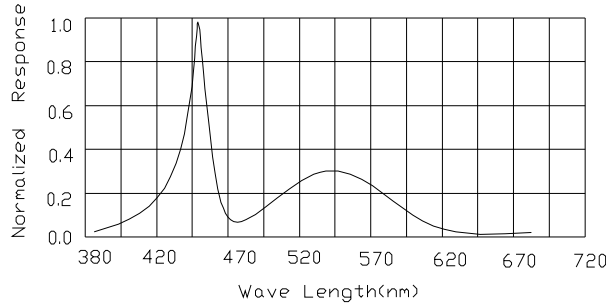
**■ CIE Chromaticity Diagram**



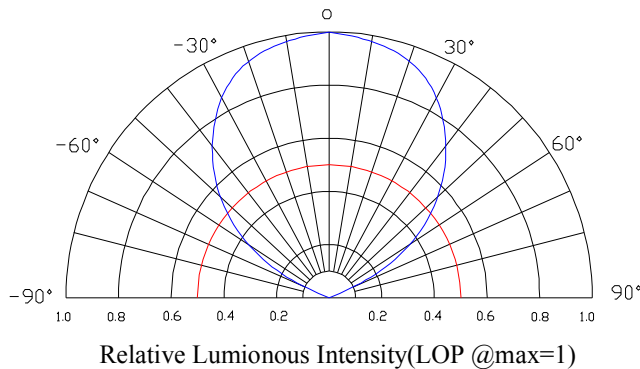
H4	X	0.280	0.280	0.290	0.290
	Y	0.274	0.286	0.298	0.286
H5	X	0.280	0.280	0.290	0.290
	Y	0.286	0.298	0.310	0.298
I4	X	0.290	0.290	0.300	0.300
	Y	0.286	0.298	0.310	0.298
I5	X	0.290	0.290	0.300	0.300
	Y	0.298	0.310	0.322	0.310
J4	X	0.300	0.300	0.310	0.310
	Y	0.298	0.310	0.322	0.310
J5	X	0.300	0.300	0.310	0.310
	Y	0.310	0.322	0.334	0.322

**Model No.: FYLF-1140UW1C85**

**Typical Electrical/Optical Characteristics Curves(Ta=25°C Unless Otherwise Noted)**

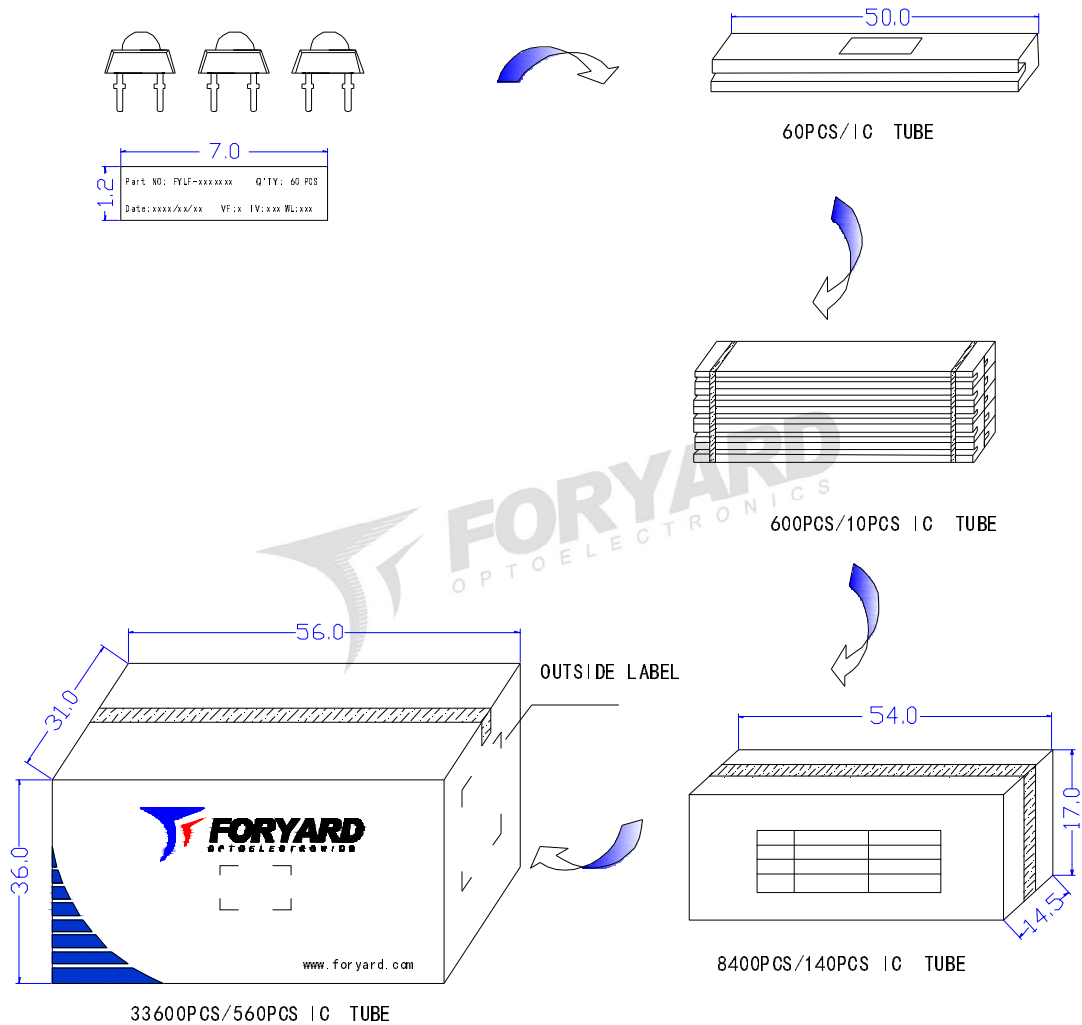


**Radiation pattern**



Model No.: FYLF-1140UW1C85

■ LAMP PACKING.



OUTSIDE LABEL

Note: The specifications are subject to change without notice. Please contact us for updated information.