

PRODUCT SPECIFICATION

Model No.: FYLF-1860UW1C27

Descriptions:

- Flux LED Type.
- Size (mm):Φ3*7.62*7.62.
- Emitting Color: Super Bright Warm White.
- Lens Type: Water clear.
- Pb-free Reflow soldering application.
- RoHS Compliant.



Applications:

- Indicators.
- Automotive application.
- Decorative lighting.
- Illuminations



CUSTOMER APPROVED SIGNATURES	APPROVED BY	CHECKED BY	PREPARED BY

NINGBO FORYARD OPTOELECTRONICS CO.,LTD.

Add:No. 666 Jinghua Road, Hi-tech Park, Ningbo, Zhejiang, China

Zip:315103

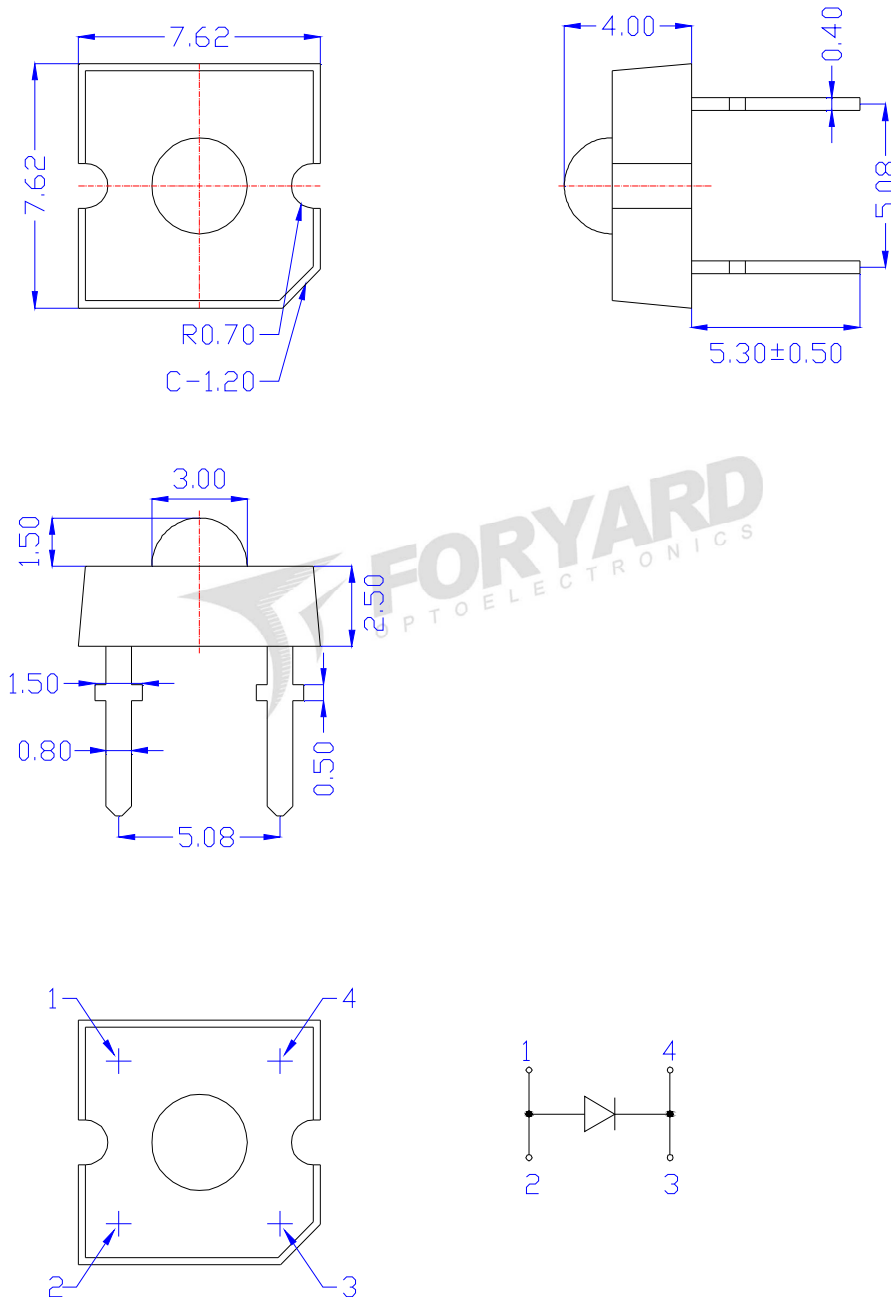
Tel: 0086-574-87933652 87922206 87927870

Fax: 0086-574-87927917

E-mail:Sales@foryard.com (General)

Model No.: FYLF-1860UW1C27

Mechanical Dimensions



Notes:

1. All dimensions are millimeters (inches)
2. Tolerance is $\pm 0.25\text{mm}$ (.010") unless otherwise noted.
3. The specifications, characteristics and technical data described in the datasheet are subject to change without prior notice.
4. The drawing is different from the actual one, please refer to the sample.

Model No.: FYLF-1860UW1C27

Absolute Maximum Ratings(Ta=25°C)

Parameter	Symbol	MAX.	Unit
Forward Current(DC)	IF	30	mA
Peak Forward Current *	IFP	100	mA
Power Dissipation	PD	110	mW
Reverse Voltage	VR	5	V
Operating Temperature Range	Topr	-30°C to +85°C	
Storage Temperature Range	Tstg	-30°C to +100°C	
Soldering Temperature	Tsol	Reflow Soldering:260°C/2sec	

*Pulse width $\leq 1\text{msec}$ duty $\leq 1/10$

Typical Electrical & Optical Characteristics(Ta=25°C)

Parameter	Symbol	Min.	Typ.	Max.	Unit	Test Condition
Luminous Intensity	I_V	3115	4360	8550	mcd	IF=20mA
Viewing Angle	$2\theta_{1/2}$	---	90	---	Deg	
Chromatic Coordinates	X	---	0.45	---	---	
	Y	---	0.41	---	---	
Color Temperature	CCT	---	2700	---	k	
Color Rendering Index	Ra	70	---	---	---	
Forward Voltage	V_F	2.80	3.00	3.40	V	VR=5V
Reverse Current	I_R	---	---	10	μA	

Material

Item	Reflector	Wire	Encapsulate	Chip
Material	Iron	Gold	Epoxy	InGaN

Note:

- 1.Luminous Intensity is based on the Foryard standards.
- 2.Pay attention about static for InGaN

Luminous Intensity Guide (Unit: mcd) @IF=20mA

Code	L20	L21	L22
Luminous Intensity(mcd)	3115~4360	4360~6105	6105~8550

Tolerance of measurement of luminous intensity is $\pm 15\%$

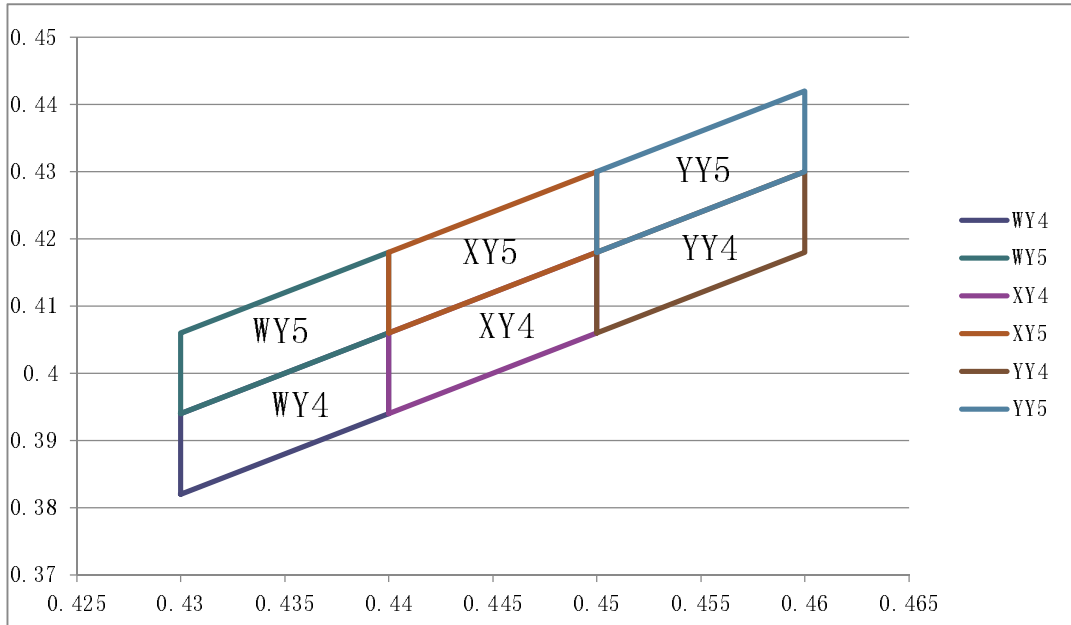
Forward Voltage Guide (Unit: V) @IF=20mA

Code	V7	V8	V9	V10
Forward Voltage(V)	2.6~2.8	2.8~3.0	3.0~3.2	3.2~3.4

Tolerance of measurement of forward voltage is $\pm 0.1\text{V}$

Model No.: FYLF-1860UW1C27

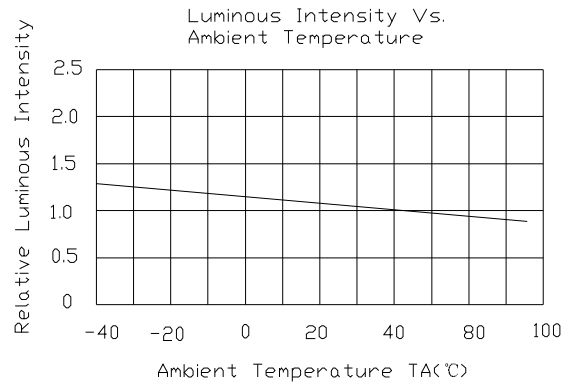
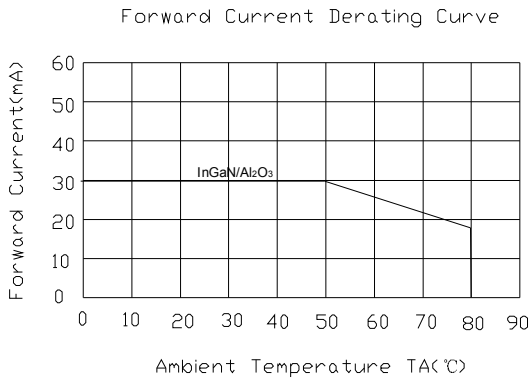
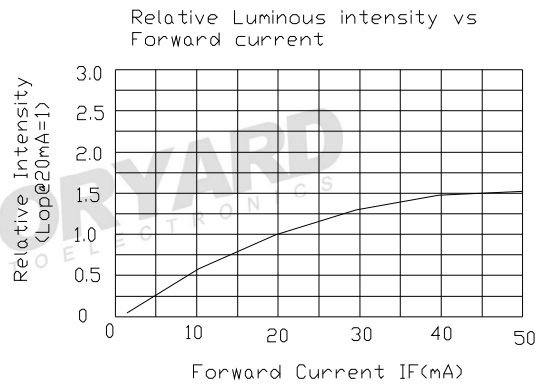
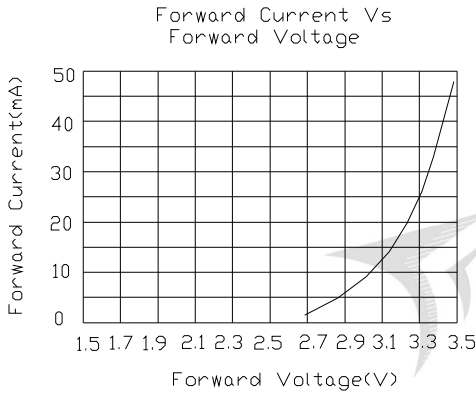
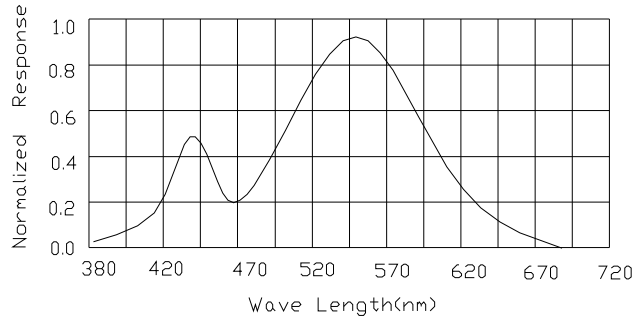
■ CIE Chromaticity Diagram



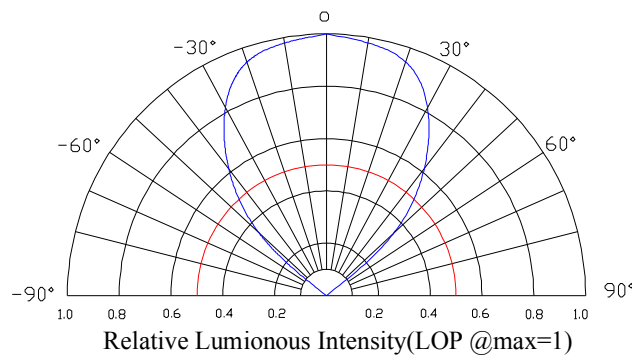
WY4	X	0.430	0.430	0.440	0.440
	Y	0.382	0.394	0.406	0.394
WY5	X	0.430	0.430	0.440	0.440
	Y	0.394	0.406	0.418	0.406
XY4	X	0.440	0.440	0.450	0.450
	Y	0.394	0.406	0.418	0.406
XY5	X	0.440	0.440	0.450	0.450
	Y	0.406	0.418	0.430	0.418
YY4	X	0.450	0.450	0.460	0.460
	Y	0.406	0.418	0.430	0.418
YY5	X	0.450	0.450	0.460	0.460
	Y	0.418	0.430	0.442	0.430

Model No.: FYLF-1860UW1C27

Typical Electrical/Optical Characteristics Curves(Ta=25°C Unless Otherwise Noted)

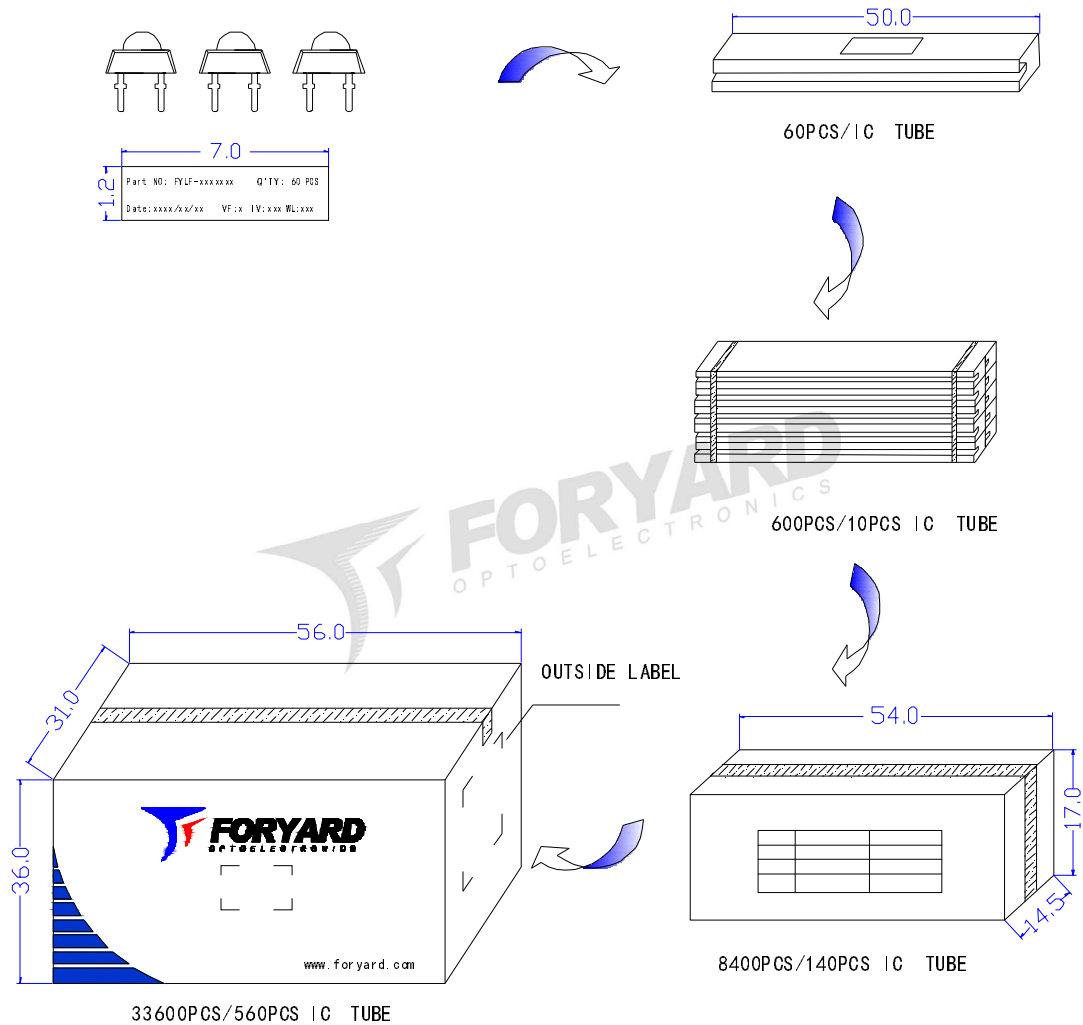


Radiation pattern



Model No.: FYLF-1860UW1C27

■ LAMP PACKING.



OUTSIDE LABEL

Note: The specifications are subject to change without notice. Please contact us for updated information.