

**FYLS-1204BUHR/UBC**

**Radiation pattern.**

**Features:**

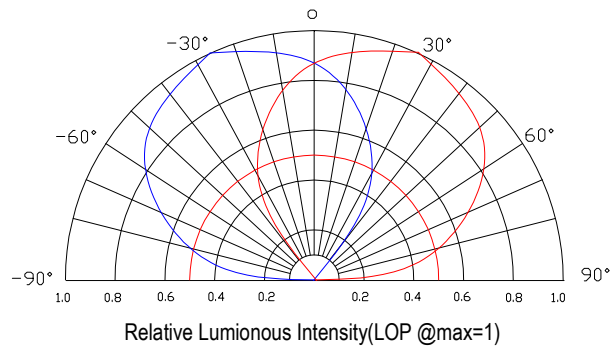
- Compatible with automatic placement equipment
- Compatible with reflow solder process.

**Applications:**

- Automotive-Telecommunication
- Indicators
- Lcd Back-lights
- Illuminations

**Descriptions:**

- Dice material: R: AlGaAs.  
B: InGaN
- Emitting Color: R: Red.  
B: Blue
- Lens Color: Water clear.



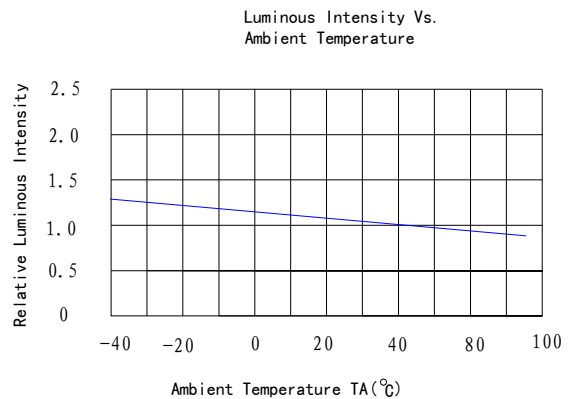
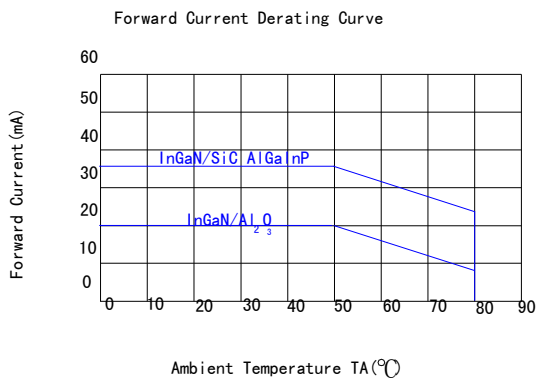
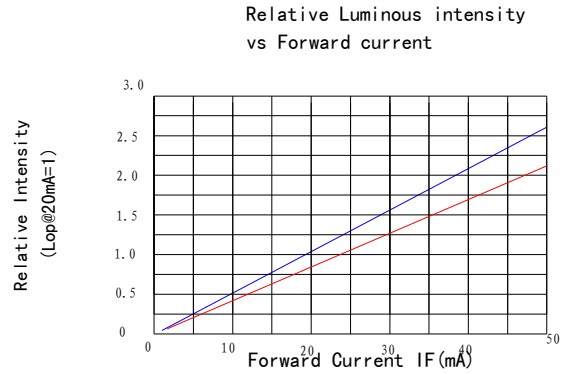
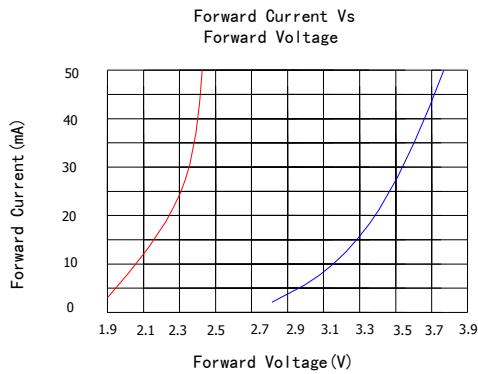
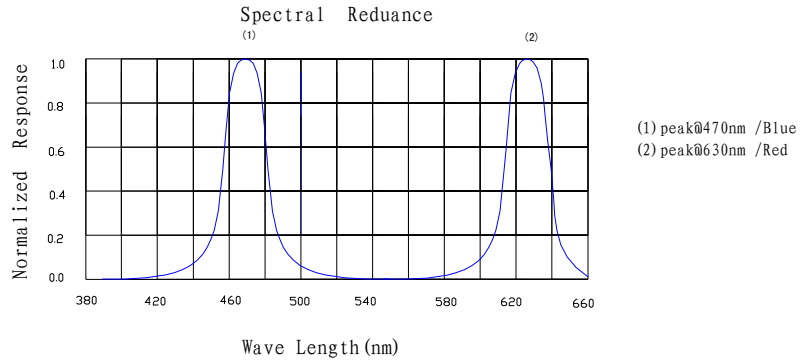
**Absolute maximum ratings(Ta=25 °c)**

Parameter	MAX.		Unit
	Power Dissipation	R	
	B	70	
Peak Forward Current (1/10 Duty Cycle, 0.1ms Pulse)	100		mA
Continuous Forward Current	30		mA
Derating Linear From 25°C	0.4		mA/°C
Operating Temperature Range	-30°C to +80°C		
Storage Temperature Range	-40°C to +85°C		

**Electrical and optical characteristics(Ta=25 °c)**

Parameter	Symbol	Min.	Typ.	Max.	Unit	Test Condition	
Luminous Intensity	IV	R	-	80	-	mcd	
		B	-	38	-		
Viewing Angle	2θ1/2	100	110	120	Deg	IF=20mA	
Peak Emission Wavelength	λp	R	625	630	635		nm
		B	465	470	475		
Dominant Wavelength	λd	R	620	625	630		nm
		B	463	468	473		
Spectral Line Half-Width	Δλ	R	25	30	35		nm
		B	23	28	33		
Forward Voltage	VF	R	-	2.1	2.4	V	
		B	-	3.2	3.6		
Reverse Current	IR			10	μA	VR=5V	

## Typical Electrical Characteristics Curves (25 °c Ambient Temperature Unless Otherwise Noted)



◆ **Precautions For Use**

● **Over-current-proof**

Customer must apply resistors for protection, otherwise slight voltage shift will cause big current change (Burn out will happen)

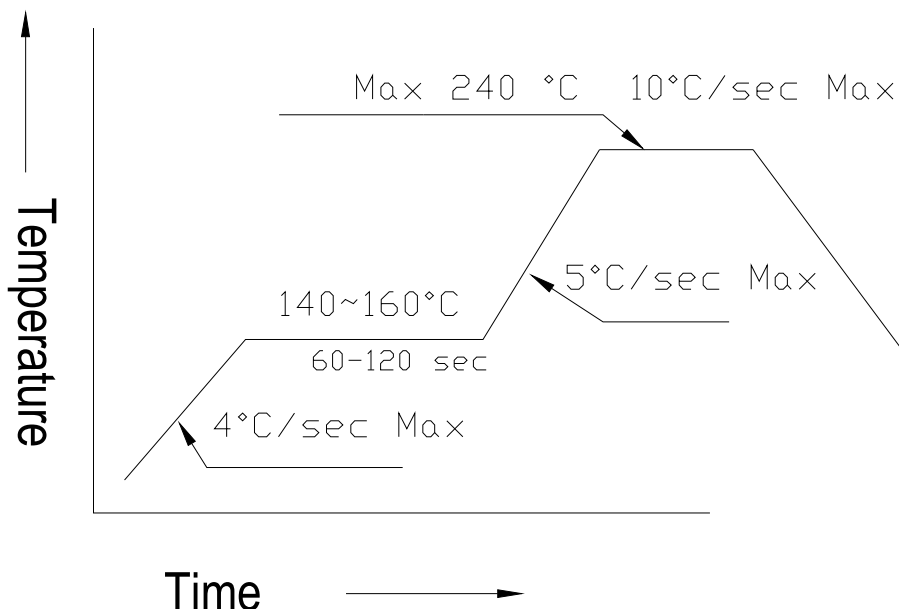
● **Storage**

1. The operation of temperature and R.H are:  $5\text{ }^{\circ}\text{C} - 30\text{ }^{\circ}\text{C}$ , R.H. 60% Max.
2. Once the package is opened, the products should be used within a week. Otherwise, they should be kept in a damp proof box with desiccating reagent. Considering the tape life, we suggest our customers to use our products within 1.5 year (from production date).
3. It's recommended to bake before soldering when the package is unsealed after 72 hrs. The condition is:  $60\text{ }^{\circ}\text{C} \pm 5\text{ }^{\circ}\text{C}$  for 15 hrs.

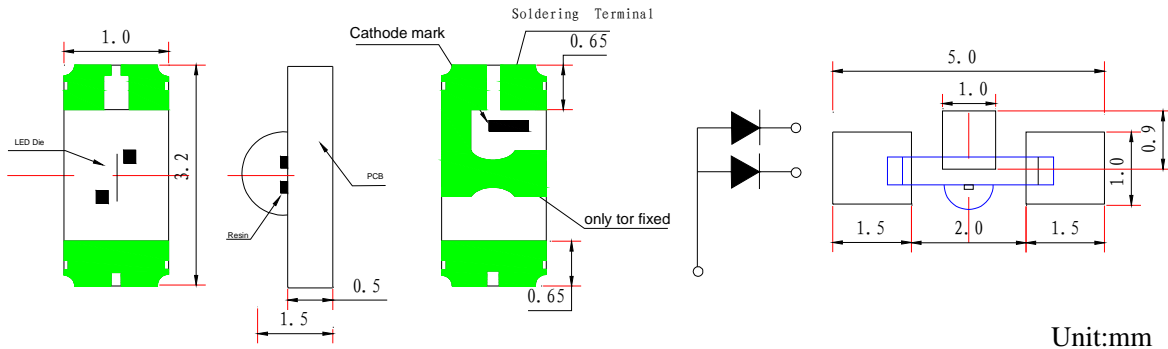
◆ **Soldering Iron:**

- Temperature at tip of iron:  $300\text{ }^{\circ}\text{C}$  Max. (25W Max)
- Soldering time:  $3 \pm 1$  sec.

◆ **Reflow Temp./Time:**

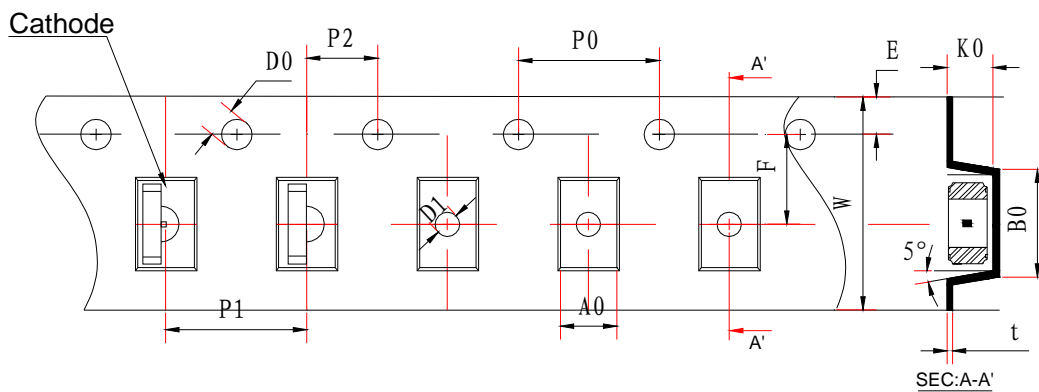


### ◆ Package Dimensions of Device

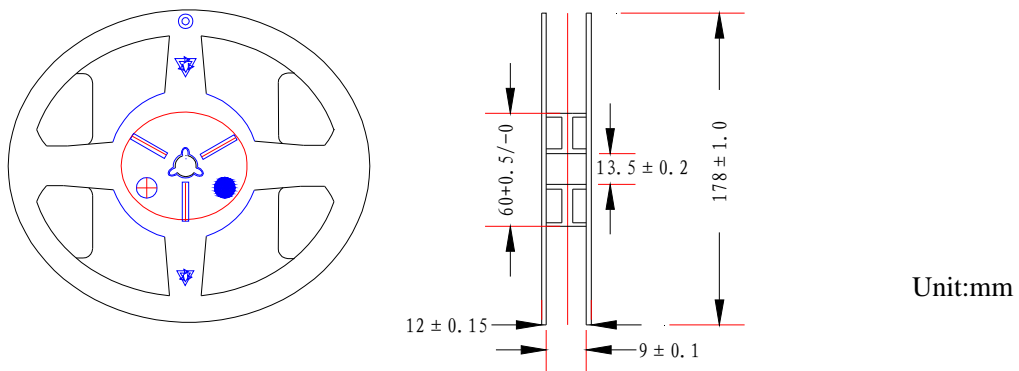


### ◆ Tape Specification: 3000pcs Per Reel.

Packing Size								
Item	W	P1	E	F	D0	D1	P0	Unit
Spec.	8.00	4.00	1.75	3.50	1.50	1.00	4.00	mm
Tolerance	±0.20	±0.10	±0.10	±0.05	+0.1/-0	±0.05	±0.05	mm
Item	10P0	P2	A0	B0	K0	T		Unit
Spec.	40.00	2.00	2.80	3.35	1.65	0.23		mm
Tolerance	±0.20	±0.05	±0.10	±0.10	±0.10	±0.05		mm



### ◆ Package Dimensions of Reel:



## ◆ Packing and Shipping Spec.

