



NINGBO FORYARD OPTO
ELECTRONICS CO.,LTD.

Monocolor Flexible SMD LED Strip Specification

PartNO.:FYSH-3528UX-66-12VF

Features:

The application of soft & flexible PCB makes the strip possible to be bent into any shape as per users' needs. The viewing angle as wide as 120° and adjustable length by cutting off or connecting every three LED's enable it to be more suitable for the applications of signs, advertisings and backlights.

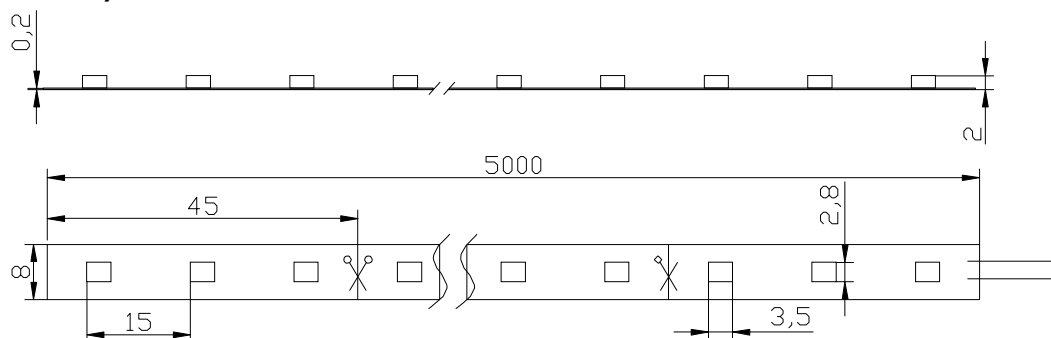
Applications:

1. Channel Letters
2. Lighting source for shopwindows
3. Indoor Decoration Lighting
4. Advertising Signs
5. Replacement for Neon

● **Photo**



● **Drawing (5 meter)**



Notes:

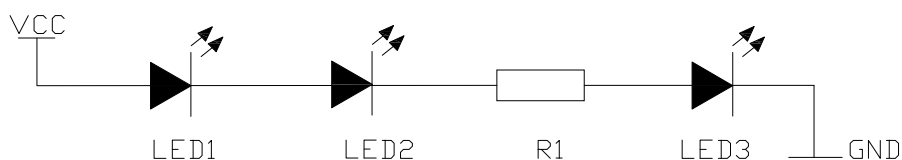
1. All dimensions are millimeters.
2. Tolerance is $\pm 0.2\text{mm}$ unless otherwise specified.
3. Specifications are subject to change without notice.
4. Dimension: L5000*W8*H2.8mm.
5. Can be cut or connected every three LEDs.



Monicolor Flexible SMD LED Strip Specification

PartNO.:FYSH-3528UX-66-12VF

● **Circuit Diagram(a single group)**



● **Rating Electrical/Optical Characteristics**

Item	Red	Yellow	Green	Blue	White
Operation Voltage(V)	DC12	DC12	DC 12V	DC12	DC12
Power Dissipation(W)	5.28	5.28	5.28	5.28	5.28
Input Current (mA)	440	440	440	440	440
Wavelength(nm)	625~635	590~594	515~525	465~475	X:0.31 Y:0.31
Single LED Luminous Intensity(MCD)	200	200	700	150	800
Luminous Flux(lm)	200	200	680	200	660
Angle(°)	120	120	120	120	120
Operation Temperature(°C)	-20~60	-20~60	-20~60	-20~60	-20~60
Single LED Operating Current(mA)	20	20	20	20	20
LED Quantity(pcs)	330				
Dimension:(mm)	L5000*W8*H2mm				
Life Time(hrs)	50000				
Net Weight:(g)	40				
Approval	CE (NO:E8N 08 03 57489 002)				



NINGBO FORYARD OPTO
ELECTRONICS CO.,LTD.

Monocolor Flexible SMD LED Strip Specification

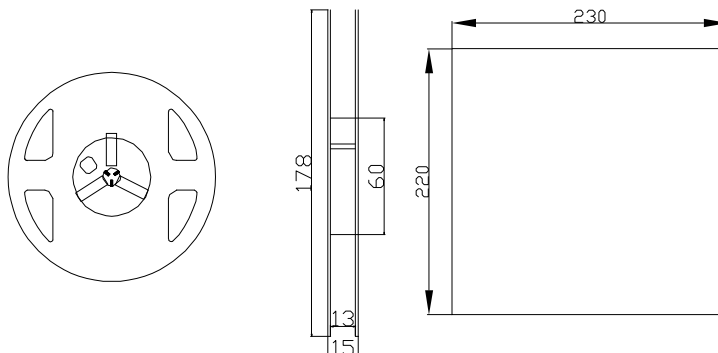
PartNO.:FYSH-3528UX-66-12VF

● **Package(5 meters)**

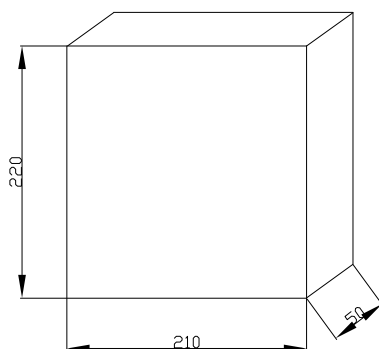
1. The backsides of all products will stick '3M' branded double-sided sticker with 8mm width.



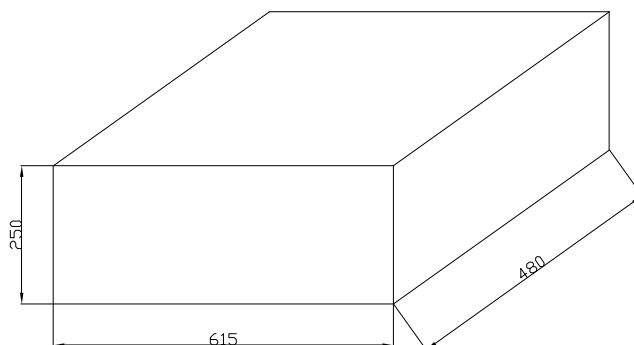
2. Size of Reel (unit: mm)



3. Size of Inner Carton (unit: mm)



4 .Size of Outer Carton (unit: mm)



5. Packing Quantity

5meters/reel, 3reels/inner carton , 20 inner cartons/outer carton

6. A manual titled 'Precautions in the Use of LED Products' will be put into each anti-static bag for all products.



Monicolor Flexible SMD LED Strip Specification

PartNO.:FYSH-3528UX-66-12VF

● **How to use:**

1. Please use this product with 12V DC.
2. Please complete the ESD-prevention before using.
3. The flexible LED strips should be neither bent into right-angles nor folded.
4. For this product, every three LEDs on the same strip can be cut off and use separately (namely, every 100mm works as a group). Please refer to the 'Outline' for the details.
5. The calculating way that how many this product a power supply can upload is: the current(A) that the power supply can offer/the current distributed to each single group*total group of this product
E.g. : 1. For 3528UW-33-12VF, the total group for this product is $n=22$; powered by the power supply with 12V 60A, the current distributed to each single group is 0.02A, so the calculating way is $60 / (0.02 * n) = 60 / (0.02 * 22) \approx 135$. In the other word, 12V 60A power supply can upload 45PCS of 3528UW-33-12VF.
6. The strip quantity of each sting that directly connected to the power supply should not exceed 30 PCS; otherwise, the brightness of the strip at the end of the string will be dimmed because of the voltage reduction. Although a loop circuit can avoid reduction happening, one string should not connect too many strips.
7. The wire with gray line is anode, while the red green blue yellow white is cathode, If polarities connected in a wrong way, the strip will not be lit, but will not be damaged either. What only needs to do is changing the polarity connection.
8. When installing the strips in the plastic letters or characters, please try to use 3 or 4 branch wires and when doing the connection try to make the strips in a letter or character or box form a loop circuit or several loop circuits by using red and black wire to connect the strips at the end of the strokes together according to their polarities.
9. This product is water-proof.
10. When installing the strip, the double-sided adhesive tape or carpenter's glue is required to make the clip slot of the strip firmly stuck together. When using the double-sided adhesive tape, proper glass glue must be spread to avoid the strip falling off after long-time exposed in the sunlight.
11. The strip quantity of each sting that directly connected to the power supply should not exceed 30pcs; otherwise, the brightness of the strip at the end of the string will be dimmed because of the voltage reduction. Although a loop circuit can avoid reduction happening, one string should not connect too many strips.
12. No push, squeeze or press on the components of the strip for fear damaging the components to affect the lighting effects.

